

DEAUVILLE – BUILDERS' CHOICE

inches (mm)

60 x 30 x 20 ½ (1525 x 760 x 520) • Fax on Demand #5036

SOAKER MODEL #4660620

WHIRLPOOL MODEL #4660621



AQUATIC ADVANTAGE

- National distribution
- 6 manufacturing facilities
- Private fleet
- Centralized customer service
- Field support
- 24-hour fax-on-demand

COLOR & TRIM OPTIONS

Stock

- Almond (C)
- Bone (C)
- Linen/Biscuit (C)
- Sterling Silver (C)
- White (C)

C = Color Matched Trim

FEATURES

- 8 hydrotherapy jets
- .75 hp pump
- Advanced safety suction system
- Bath-side on/off button
- Sculpted armrests
- Slip-resistant floor
- Universal drain
- Lucite cast acrylic surface
- Limited 10-year warranty

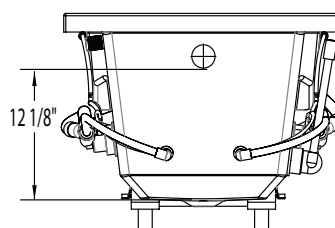
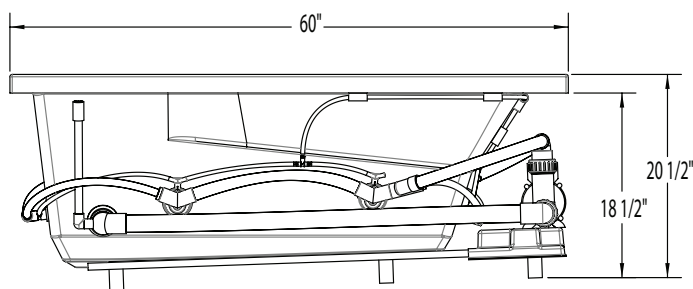
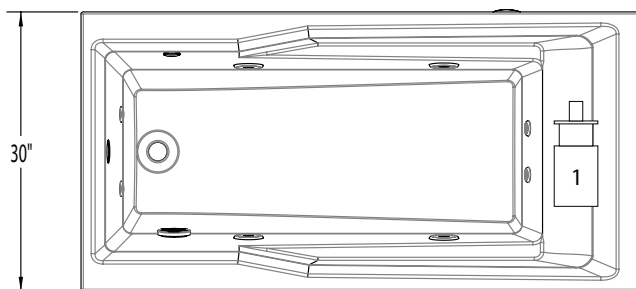
OPTIONS

- Comfort pillow:
Biscuit, Black, White
- 1.5kW inline maintenance heater
- Bolt-on grab bar(s):
Chrome, Oil-Rubbed Bronze,
Polished Brass, Brushed Nickel,
Color Matched (Biscuit, White)
- Cable drive waste & overflow:
Chrome, Oil Rubbed Bronze,
Polished Brass, Brushed Nickel,
Color Matched (Biscuit,
Bone, White)
- Lift & turn waste & overflow:
Chrome, Oil Rubbed Bronze,
Polished Brass, Brushed Nickel
- Tile flange
- Acrylic skirt: Color Matched



DEAUVILLE

60 x 30 x 20 1/2 (1525 x 760 x 520)
inches (mm)



FEATURES lbs (kg) Dimensional Tolerance ± 3/8". Dimensions needed for site preparation should be measured from the unit. Aquatic assumes no responsibility for preparatory work.

Type and Model #	Material	Jets	Pump	Heater	Controls	Drain	Pkg. Wt.
Soaker #4660620	Acrylic	0	-	-	-	Universal	103 (47)
Whirlpool #4660621	Acrylic	8	0.75 HP	1.5kW inline (optional)	Pneumatic	Universal	153 (69)

DIMENSIONS inches (mm)

Width Overall / Net	Depth Overall / Net	Height Overall / Net	Skirt Height
60 (1525)	30 (760)	20 1/2 (520)	-

SUMP DATA inches (mm)

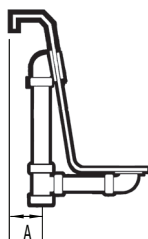
Capacity to Overflow gal (ltr)	Min. Operating Capacity gal (ltr)	WIDTH @ centerline		DEPTH @ centerline	
		Top	Bottom	Top	Bottom
45 (170)	40 (151)	52 (1320)	42 1/2 (1080)	25 (635)	20 (510)

PLUMBING DIMENSIONS inches (mm)

A	Drain to Overflow	Drain Diameter / Clearance
2 (50)	12 1/8 (310)	2 (50) / 2 1/8 (55)

ELECTRICAL DATA

Component	Specification	Requirement
Pump	.75 HP; 5 AMP; 120 V	15 AMP; 120V, separate circuit; Class A GFCI



NOTES:

1) Where applicable, utilize cut-out templates packed with unit for deck cutouts.

2) 16 x 20 (405 x 510) minimum access required at pump/blower location(s).