

ARIEL II – BUILDERS' CHOICE

inches (mm)

66 x 42 x 23 (1675 x 1070 x 585) • Fax on Demand #5011

SOAKER MODEL #3366420

WHIRLPOOL MODEL #3366421



AQUATIC ADVANTAGE

- National distribution
- 6 manufacturing facilities
- Private fleet
- Centralized customer service
- Field support
- 24-hour fax-on-demand

COLOR & TRIM OPTIONS

Stock

Almond (C)
Bone (C)
Linen/Biscuit (C)
Sterling Silver (C)
White (C)

C = Color Matched Trim

FEATURES

- 8 hydrotherapy jets
- .75 hp pump
- Advanced safety suction system
- Bath-side on/off button
- Sculpted armrests
- Slip-resistant floor
- Universal drain
- Lucite cast acrylic surface
- Limited 10-year warranty

OPTIONS

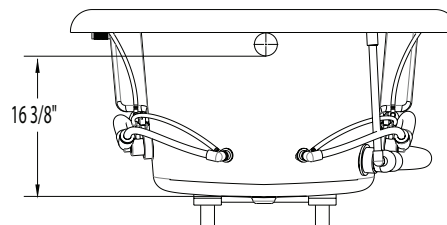
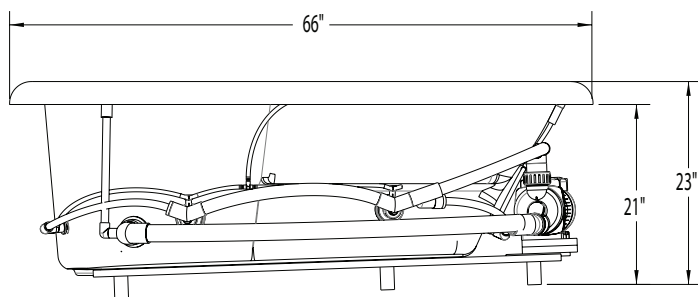
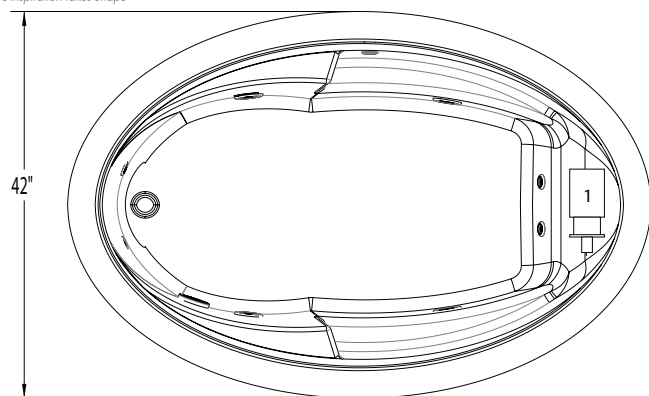
- Comfort pillow:
Biscuit, Black, White
- 1.5kW inline maintenance heater
- Cable drive waste & overflow:
Chrome, Oil Rubbed Bronze,
Polished Brass, Brushed Nickel,
Color Matched (Biscuit,
Bone, White)
- Lift & turn waste & overflow:
Chrome, Oil Rubbed Bronze,
Polished Brass, Brushed Nickel



ARIEL II

66 x 42 x 23 (1675 x 1070 x 585)

inches (mm)



FEATURES lbs (kg) Dimensional Tolerance $\pm 3/8"$. Dimensions needed for site preparation should be measured from the unit. Aquatic assumes no responsibility for preparatory work.

Type and Model #	Material	Jets	Pump	Heater	Controls	Drain	Pkg. Wt.
Soaker #3366420	Acrylic	0	-	-	-	Universal	89 (40)
Whirlpool #3366421	Acrylic	8	0.75 HP	1.5 kW inline (optional)	Pneumatic	Universal	160 (73)

DIMENSIONS inches (mm)

Width Overall / Net	Depth Overall / Net	Height Overall / Net	Skirt Height
66 (1675)	42 (1065)	23 (585)	-

SUMP DATA inches (mm)

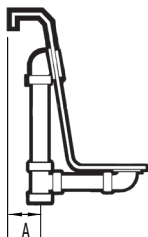
Capacity to Overflow gal (ltr)	Min. Operating Capacity gal (ltr)	WIDTH @ centerline		DEPTH @ centerline	
		Top	Bottom	Top	Bottom
62 (236)	47 (178)	57 (1450)	45 (1145)	34 (865)	23 (585)

PLUMBING DIMENSIONS inches (mm)

A	Drain to Overflow	Drain Diameter / Clearance
2 (50)	16 3/8 (415)	2 (50) / 1 1/4 (30)

ELECTRICAL DATA

Component	Specification	Requirement
Pump	.75 HP; 5 AMP; 120 V	15 AMP; 120V, separate circuit; Class A GFCI



NOTES:

1) Where applicable, utilize cut-out templates packed with unit for deck cutouts.

2) 16 x 20 (405 x 510) minimum access required at pump/blower location(s).