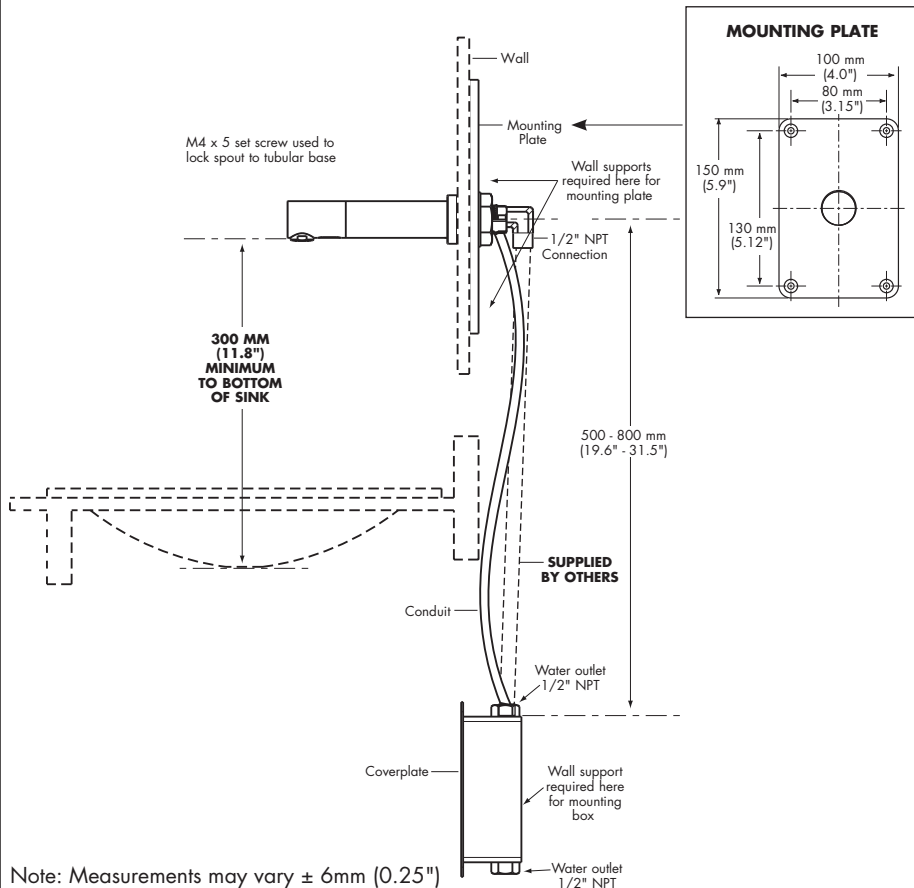
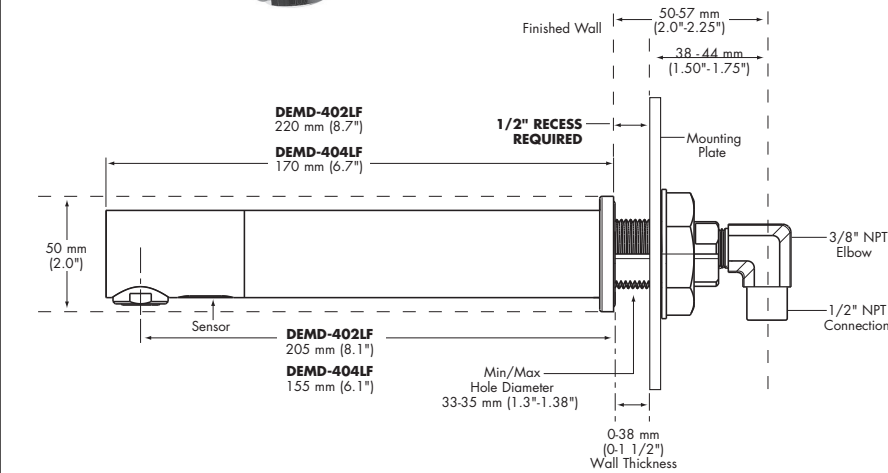


DEMD Series Electronic Lavatory Faucets (Infrared)

HDF®
COMMERCIAL



HARDWIRE OPERATED WALL MOUNT LAVATORY FAUCET



Note: Measurements may vary ± 6 mm (0.25")

SPECIFICATION: (example)

- Wall mount electronic lavatory faucet
- Sensor detects user's hand to activate water flow
- 24 VAC to 9 VDC converter supplied for use with standard transformer like 060704A (order separately) – 060958A DEMD transformer can also be used, but without converter
- Adjustable maximum run time
- Adjustable sensor range
- 0.5 gpm (1.9 L/min) aerator

DEMD-402 SERIES

- Electronic faucet for cold or pre-mixed water – 8" spout

MODEL #	FINISH
DEMD-402LF	Chrome
DEMD-402LF-NS	Nickel Stainless

DEMD-404 SERIES

- Electronic faucet for cold or pre-mixed water – 6" spout

MODEL #	FINISH
DEMD-404LF	Chrome
DEMD-404-LF-NS	Nickel Stainless

OPERATION

Sensing Range:

- Factory set to 8.0" \pm 1.5" (200 mm \pm 40 mm)
- Adjustable from 3.15" to 11.8" (80 mm to 300 mm)

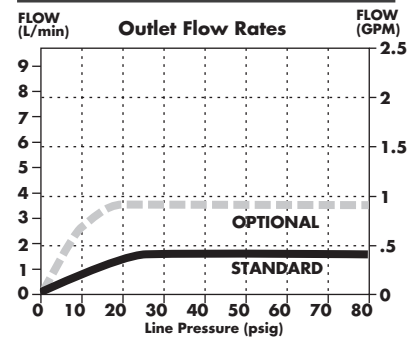
Maximum Run Time:

- 90 seconds, adjustable with remote control

OPTIONAL ACCESSORIES (Order Separately)

- 060958A**
 - DEMD Plug-In Transformer 120 VAC to 9 VDC (Optional)
- 060967A**
 - Remote Control (Optional)
- 060961A (Chrome)**
- 060961ANS (Nickel Stainless)**
 - Optional 1.0 gpm (3.8 L/min) aerator
- 061118A (Chrome)**
- 061118ANS (Nickel Stainless)**
 - Optional 1.5 gpm (5.7 L/min) Careguard® laminar outlet with metric male thread & side flats
- 061046A**
 - Battery Box for one 9 volt battery
 - Battery operation requires separate order of Battery Box and 9 volt battery

FLOW RATE vs PRESSURE



Approvals:

- IAPMO certified
- Complies to ASME A112.18.1/CSA B125.1
- Indicates ADA compliance to ICC/ANSI A117.1/ADA
- Verified compliant with 0.25% weighted average Pb content regulations (Contact Delta Representative for State and/or Local Approvals.)

