


Mirage-X™

Sliding Door

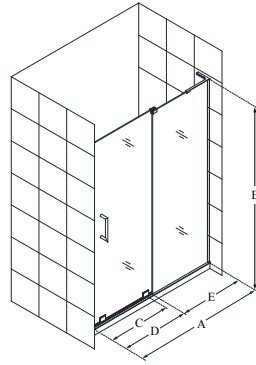
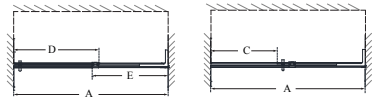


Chrome Brushed Nickel

- Premium 3/8" (10mm) thick ANSI certified clear tempered glass
- DreamLine exclusive ClearMax™ protective water repellent and stain resistant glass coating
- Remarkably innovative headerless design
- Proprietary L-bar ensures stability and provides an unobstructed look

- Anodized aluminum bottom guide rail and U-channel wall profile
- Bottom guide rail can be trimmed up to 4" for width adjustment
- U-channel allows up to 1/4" of adjustment for out-of-plumb (uneven walls) on Stationary Panel side
- **IMPORTANT! All measurements should be taken only AFTER walls are finished (tile, back walls, etc.)**
- Professional installation is recommended

Mirage-X™

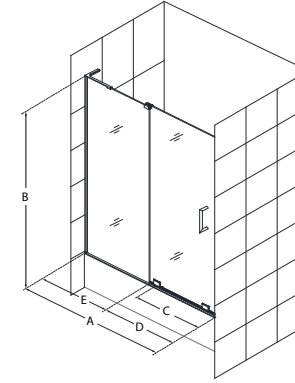
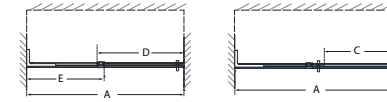


Configuration 1

SKU	A MODEL WIDTH	B MODEL HEIGHT	C ACCESS WIDTH	D DOOR WIDTH	E INLINE PANEL WIDTH	-01 CHROME	-04 BRUSHED NICKEL
SHDR-1948723L	44" - 48"	72"	16 1/2" - 20 1/2"	26 5/16"	23 7/16"	-	-
SHDR-1948723R	44" - 48"	72"	16 1/2" - 20 1/2"	26 5/16"	23 7/16"	-	-
SHDR-1960723L	56" - 60"	72"	22" - 26"	32 5/16"	29 7/16"	-	-
SHDR-1960723R	56" - 60"	72"	22" - 26"	32 5/16"	29 7/16"	-	-

*L - Left Wall Installation
*R - Right Wall Installation

Mirage-X™



Configuration 2

SKU	A MODEL WIDTH	B MODEL HEIGHT	C ACCESS WIDTH	D DOOR WIDTH	E INLINE PANEL WIDTH	-01 CHROME	-04 BRUSHED NICKEL
SHDR-1960580L	56" - 60"	58"	22" - 26"	32 5/16"	29 7/16"	-	-
SHDR-1960580R	56" - 60"	58"	22" - 26"	32 5/16"	29 7/16"	-	-

*L - Left Wall Installation
*R - Right Wall Installation