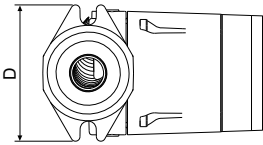
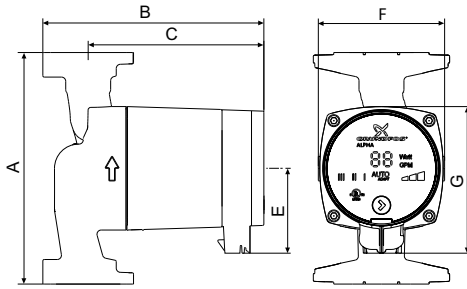


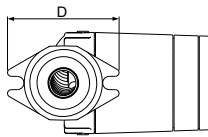
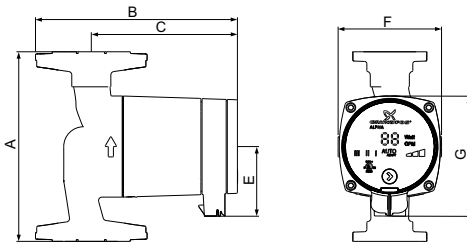
# UP 15 ALPHA

## ALPHA 15-55 F Linecord



TM04 6012 4709

## ALPHA 15-55 FR Linecord



TM04 6013 4709

Flow range: 0-21.5 gpm (4.9 m<sup>3</sup>h)  
 Head range: 0-17 ft (5.2 m)  
 Motors: 2-pole, single-phase  
 Max. liquid temperature: 230 °F (110 °C)  
 Min. liquid temperature: 36 °F (2 °C)  
 Max. system pressure: 150 psi (10 bar)  
 Closed (F, FR) and open systems (SF)

| Model       | Volts | Amps | Watts   | Hp   | Capacitor |
|-------------|-------|------|---------|------|-----------|
| ALPHA 15-55 | 115   | 0.65 | 5 to 45 | 0.06 | -         |

### Approximate power usage

| Speed setting      | Min. | Max. |
|--------------------|------|------|
| High fixed speed   | 39W  | 45W  |
| Medium fixed speed | 15W  | 30W  |
| Low fixed speed    | 5W   | 8W   |
| Constant pressure  | 8W   | 45W  |
| Constant pressure  | 14W  | 45W  |
| Constant pressure  | 22W  | 45W  |
| AutoADAPT          | 5W   | 45W  |

### Approvals



**Canadian EMC Standard: ICES-003**

This Class B digital apparatus complies with Canadian ICES-003.

| Model type        | Product number<br>115 V | Dimensions [inches (mm)] |            |            |            |           |           |            | Connection type and size             | Shipping weight [lbs (kg)] |
|-------------------|-------------------------|--------------------------|------------|------------|------------|-----------|-----------|------------|--------------------------------------|----------------------------|
|                   |                         | A                        | B          | C          | D          | E         | F         | G          |                                      |                            |
| ALPHA 15-55 F     | 59896877                | 6.50 (165)               | 6.50 (165) | 5.25 (133) | 3.82 (97)  | 3.69 (94) | 3.56 (90) | 5.38 (137) | GF 15/26<br>(2) 1/2" dia. bolt holes | 7.2 (15.8)                 |
| ALPHA 15-55 FR    | 59896878                | 6.50 (165)               | 7.19 (183) | 5.25 (133) | 3.82 (97)  | 3.69 (94) | 3.56 (90) | 5.38 (137) |                                      | 7.1 (15.6)                 |
| ALPHA 15-55 SF    | 59896879                | 6.50 (165)               | 6.50 (165) | 5.25 (133) | 3.82 (97)  | 3.69 (94) | 3.56 (90) | 5.38 (137) |                                      | 6.1 (13.4)                 |
| ALPHA 15-55 F/LC  | 59896832                | 6.50 (165)               | 6.50 (165) | 4.94 (125) | 4.00 (102) | 2.50 (64) | 3.44 (87) | 4.13 (105) | GF 15/26<br>(2) 1/2" dia. bolt holes | 7.5 (16.5)                 |
| ALPHA 15-55 FR/LC | 59896833                | 6.50 (165)               | 7.00 (178) | 4.94 (125) | 4.00 (102) | 2.50 (64) | 3.44 (87) | 4.13 (105) |                                      | 7.3 (16.1)                 |
| ALPHA 15-55 SF/LC | 59896834                | 6.50 (165)               | 6.50 (165) | 4.94 (125) | 4.00 (102) | 2.50 (64) | 3.44 (87) | 4.13 (105) |                                      | 6.3 (13.8)                 |

**Note:** Dimensions in inches unless otherwise noted.  
 LC models have 6 ft (1.8 m), 3-prong power cord.