


Location:



# Showerhead 352SH-3 Specification Submittal



## Feature Highlights

- Showerhead with 3 modes, ball joint connection
- Standard flow rate is 2.5 gpm (9.5 L/min)  
*Optional lower flow rate restrictor available* 
- Polished Chrome finish (standard)

## Model Numbers

- 352SH-3..... Showerhead



## Finish Options

*Append appropriate -suffix to model number*

- Polished chrome finish (standard)

## Options / Modifications

*Append appropriate -suffix to model number*

-  -2.0 2.0 (7.6 L/min) flow rate restrictor
-  -1.5 1.5 (5.7 L/min) flow rate restrictor

## Standards / Certifications

ASME A112.18.1-2005/CSA B125.1-05

## Warranty

- Limited Lifetime - to the original end purchaser in consumer installations
- 5 years - for commercial installations