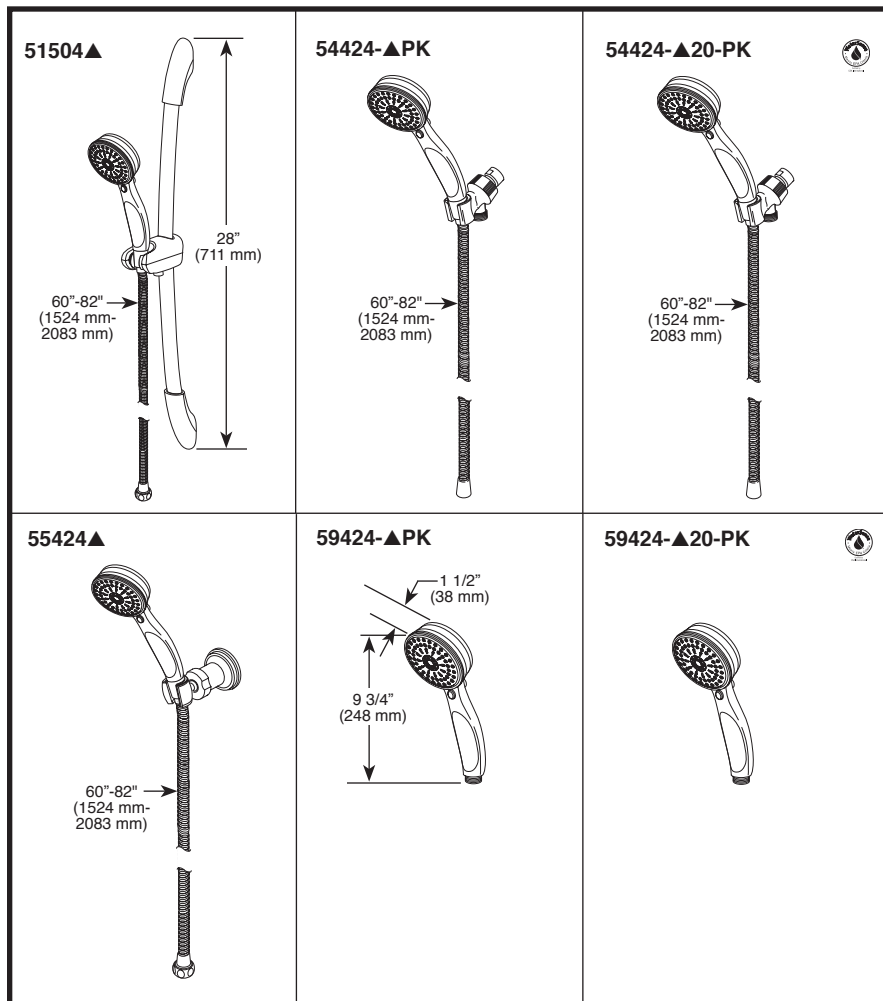



Submitted Model No.: _____

Specific Features: _____



▲ Designate proper finish suffix

Spray Patterns



◆ Your Delta Faucet handshower incorporates a backflow protection system that has been tested to be in compliance with ASME A112.18.3 and ASME A112.18.1/CSA B125.1. It incorporates two certified check valves in series, which operate independently and are integral, non-serviceable parts of the wand assembly.



ACTIVETOUCH® HANDSHOWER

- Three Spray Selection Buttons
- "Pause Control" Button

STANDARD SPECIFICATIONS:

- Nine spray settings.
- Three spray selection buttons for a simple one-handed push of a button.
- 60"-82" stretchable metal hose: 51504, 55424, 54424.
- 28" contemporary adjustable wall bar: 51504.
- Adjustable wall mount: 55424.
- Adjustable shower arm mount: 54424.
- 2.5 gpm @ 80 psi (9.5 L/min @ 552 kPa)
- 2.0 gpm @ 80 psi (7.5 L/min @ 552 kPa)

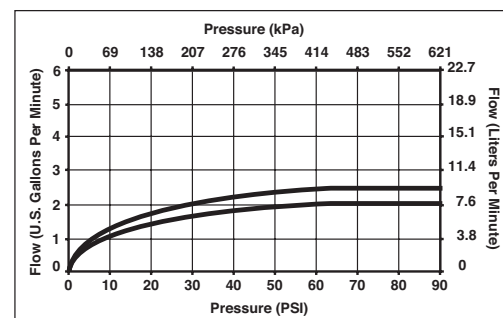
WARRANTY

- Lifetime Faucet and Finish Limited Warranty to the original consumer purchaser to be free from defects in material and workmanship.
- 5 Year Limited Warranty for usage in all industrial, commercial and business applications.



COMPLIES WITH:

- ASME A112.18.1 / CSA B125.1 ◆
- Indicates compliance to ICC/ANSI A117.1
- EPA WaterSense®



55 E. 111th Street, Indianapolis, Indiana 46280
350 South Edgeware Road, St. Thomas, ON N5P 4L1
© 2014 Masco Corporation of Indiana

Delta reserves the right (1) to make changes in specifications and materials, and (2) to change or discontinue models, both without notice or obligation. Dimensions are for reference only. See current full-line price book or www.deltafaucet.com for finish options and product availability.

DSP-B-51504 Rev. C