

SPECIFICATIONS

LOGAN SQUARE™ TRIM ONLY SINGLE HANDLE PRESSURE BALANCE TUB & SHOWER FAUCET

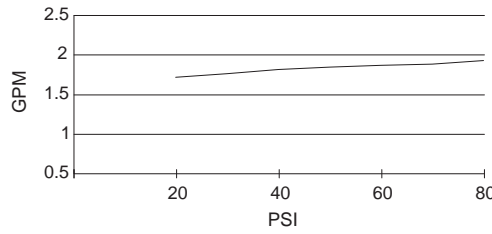
Model

D502036T (Tub & Shower trim)
D502536T (Shower only trim)

Description

- 4" square 1F showerhead D460050, 2.0GPM (7.6LPM) maximum flow rate @ 80 psi
- 6" brass showerarm
- Solid brass handle
- Diverter on spout
- Use with valve: D112000BT (w/ stops) or D115000BT (w/o stops) or D112500BT (w/ stops) or D115500BT (w/o stops)

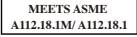
Flow Rate



Standards



- UPC/cUPC
- Energy Policy Act



- ASME A112.18.1M/ A112.18.1



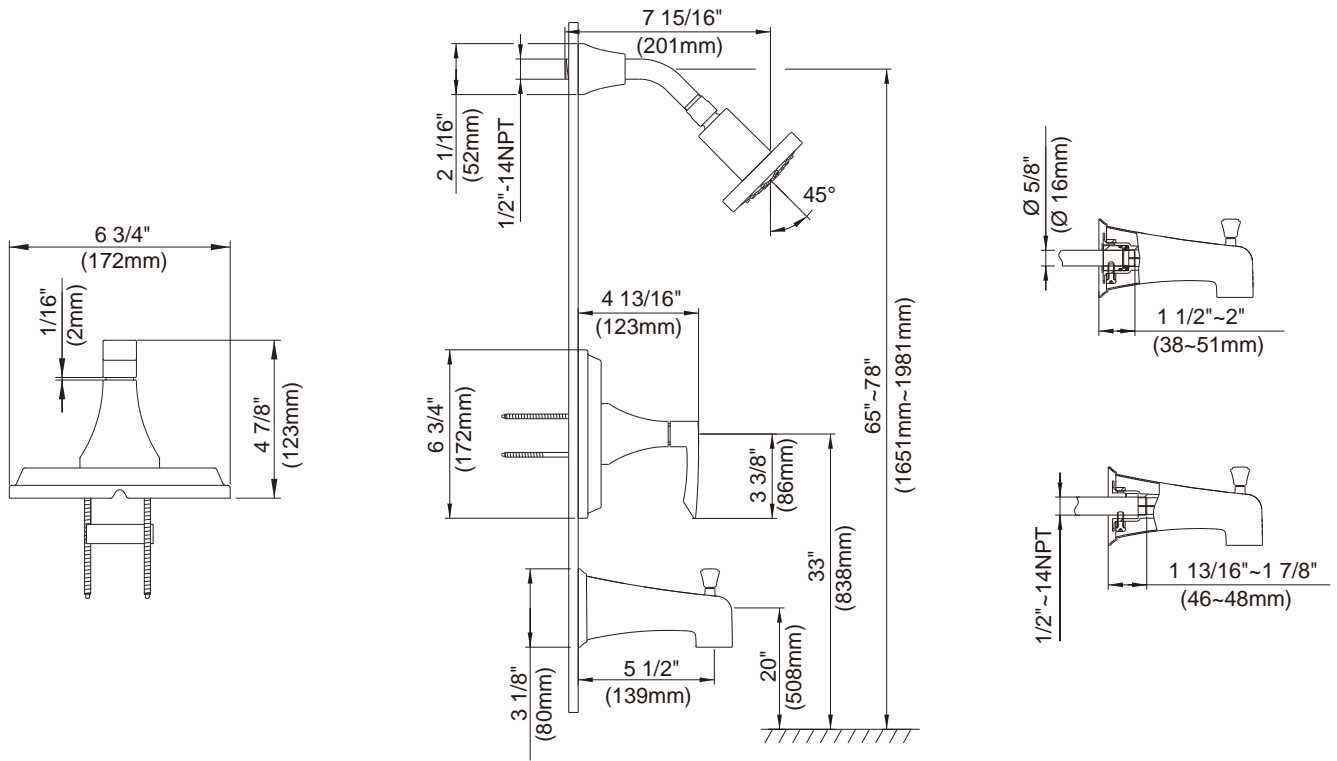
- ADA Accessibility Guidelines for Buildings and Facilities - 4.27.4 Controls and Mechanisms

Finishes Available

- Chrome
- Other: Refer to Price List for additional finish

Warranty

Danze products are covered by a manufacturer's limited "lifetime" warranty for manufacturing defects.



Submittal Information:

Job Name: _____
Contractor: _____

Location: _____
Contact #: _____