



Swanstone Single Threshold Shower Floors With Fit-Flo™ Drain

Manufactured from Swanstone solid surface
(See page 2 for detailed information.)

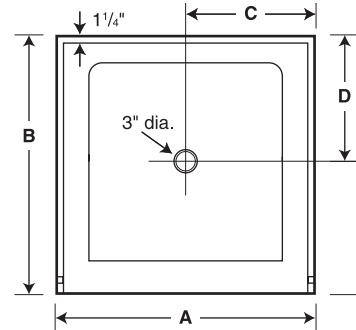
WARRANTY
Limited Lifetime – Residential
Limited 10-year – Commercial

Recommended for high-use traffic areas and commercial surfaces.

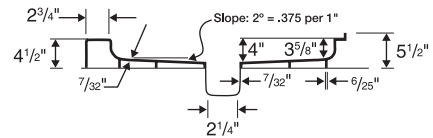
FEATURES

- Reinforced solid surface means color and texture run all the way through and cannot wear away.
- Will not mold or mildew, no grout to clean.
- Coordinates with Swanstone shower and bath systems.
- Pebbled, slip-resistant surface.

Model	A	B	C	D
SS-3232	32"	32"	16"	16"
SS-3248	48"	32"	24"	16"
SS-3260	60"	32"	30"	16"
SS-3442	42"	34"	21"	17"
SS-3448	48"	34"	24"	17"



Model	Nominal Size	Rough-In Dimensions			
		A	B	C	D
SS-3232	32" x 32"	32-3/8"	32-3/16"	16-3/16"	16-3/16"
SS-3248	32" x 48"	48-3/8"	32-3/16"	24-3/16"	16-3/16"
SS-3260	32" x 60"	60-3/8"	32-3/16"	30-3/16"	16-3/16"
SS-3442	34" x 42"	42-3/8"	34-3/16"	21-3/16"	17-3/16"
SS-3448	34" x 48"	48-3/8"	34-3/16"	24-3/16"	17-3/16"



IMPORTANT: Rough-in dimensions are provided for reference only. You must measure the actual shower floor and check local building code requirements before construction of the stud wall.

SPECIFICATIONS

Swanstone Single Threshold Shower Floors With Fit-Flo™ Drain
(See next page for more models.)

Model	Part	Nominal Size Dimensions	Ship Wt. Lb.	Ship FedEx	Carton Dims. In.	Cu. Ft.
SS-3232	SF03232MD	32" D x 32" W (813 mm x 813 mm)	32	-	38 x 37 x 10	9
SS-3248	SF03248MD	32" D x 48" W (813 mm x 1219 mm)	49	-	54 x 38 x 10	12
SS-3260*	SF03260MD	32" D x 60" W (813 mm x 1524 mm)	56	-	66 x 37 x 10	15
SS-3442	SF03442MD	34" D x 42" W (864 mm x 1067 mm)	37	-	48 x 40 x 10	12
SS-3448	SF03448MD	34" D x 48" W (864 mm x 1219 mm)	47	-	54 x 39 x 10	13

*Center drain

Includes: One code-approved compression-molded Swanstone floor with molded-in Fit-Flo drain.

Packaging: Each floor packed in a rectangular carton.

STANDARDS AND RATINGS

American National Standard Institute—ANSI Z124.1.2
International Association of Plumbing and Mechanical Officials (IAPMO)—Listed
CSA Standard B45.5 by IAPMO
Uniform Plumbing Code (UPC)

For a complete list of tests and results see the Technical Data Sheet.

SUPPORT DOCUMENTS

Installation instructions available at swanstone.com.

COLORS

Solid Colors:

- White (010)
- Bisque (018)
- Bone (037)

Aggregate Colors:

- Acorn (123)
- Arctic Granite (035)
- Baby's Breath (168)
- Barley (091)
- Bermuda Sand (040)
- Canyon (124)
- Caraway Seed (169)
- Cloud Bone (126)
- Cloud White (125)
- Glacier (121)
- Golden Steppe (128)
- Gray Granite (042)

- Ice (130)
- Mountain Haze (129)
- Night Sky (012)
- Pebble (072)
- Prairie (122)
- Tahiti Desert (050)
- Tahiti Gray (053)
- Tahiti Ivory (059)
- Tahiti Matrix (058)
- Tahiti Sand (051)
- Tahiti White (011)
- Tundra (131)
- Our Planet Colors

MAINTENANCE AND CLEANING INFORMATION

Clean regularly with common household liquid cleaners and a sponge or soft cloth. For hard water stains, scale removers can be used. If necessary, abrasive cleaners can be used with a nylon brush or pad to remove build up on the shower floor surface. **Do not** use a metal-scouring pad or a wire brush, as it will damage the surface. **Do not** use "leave on" cleaning products, such as automatic spray shower cleaners. Prolonged contact with harsh chemicals could have an adverse reaction over time and discolor surfaces. **Do not** use cleaning agents that caution use on acrylic, polyester or plastics.

MADE IN USA



Swanstone Single Threshold Shower Floors With Fit-Flo™ Drain *(continued)*

Manufactured from Swanstone solid surface
(See page 2 for detailed information.)

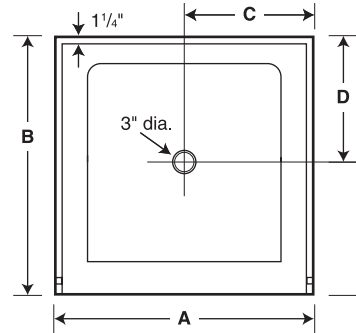
WARRANTY
Limited Lifetime – Residential
Limited 10-year – Commercial

Recommended for high-use traffic areas and commercial surfaces.

FEATURES

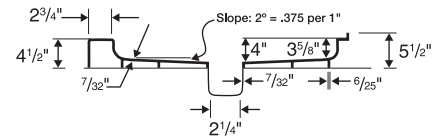
- Reinforced solid surface means color and texture run all the way through and cannot wear away.
- Will not mold or mildew, no grout to clean.
- Coordinates with Swanstone shower and bath systems.
- Pebbled, slip-resistant surface.

Model	A	B	C	D
SS-3454	54"	34"	27"	17"
SS-3460	60"	34"	30"	17"
SS-3636	36"	36"	18"	18"
SS-4236	36"	42"	18"	21"
SS-4242	42"	42"	21"	21"



Model	Nominal Size	Rough-In Dimensions			
		A	B	C	D
SS-3454	34" x 54"	54-3/8"	34-3/16"	27-3/16"	17-3/16"
SS-3460	34" x 60"	60-3/8"	34-3/16"	30-3/16"	17-3/16"
SS-3636	36" x 36"	36-3/8"	36-3/16"	18-3/16"	18-3/16"
SS-4236	42" x 36"	36-3/8"	42-3/16"	18-3/16"	20-3/16"
SS-4242	42" x 42"	42-3/8"	42-3/16"	21-3/16"	21-3/16"

IMPORTANT: Rough-in dimensions are provided for reference only. You must measure the actual shower floor and check local building code requirements before construction of the stud wall.



SPECIFICATIONS

Swanstone Single Threshold Shower Floors With Fit-Flo™ Drain

Model	Part	Nominal Size Dimensions	Ship Wt. Lb.	Ship FedEx	Carton Dims. In.	Cu. Ft.
SS-3454	SFo3454MD	34" D x 54" W (864 mm x 1372 mm)	55	-	60 x 40 x 10	14
SS-3460	SFo3460MD	34" D x 60" W (864 mm x 1524 mm)	54	-	69 x 40 x 10	16
SS-3636	SFo3636MD	36" D x 36" W (914 mm x 914 mm)	40	-	42 x 41 x 10	10
SS-4236	SFo4236MD	42" D x 36" W (1067 mm x 914 mm)	44	-	47 x 42 x 10	12
SS-4242	SFo4242MD	42" D x 42" W (1067 mm x 1067 mm)	53	-	48 x 48 x 10	14

Includes: One code-approved compression-molded Swanstone floor with molded-in Fit-Flo drain.

Packaging: Each floor packed in a rectangular carton.

STANDARDS AND RATINGS

American National Standard Institute—ANSI Z124.1.2
International Association of Plumbing and Mechanical Officials (IAPMO)—Listed
CSA Standard B45.5 by IAPMO
Uniform Plumbing Code (UPC)

For a complete list of tests and results see the Technical Data Sheet.

SUPPORT DOCUMENTS

Installation instructions available at swanstone.com.

COLORS

Solid Colors:

- White (010)
- Bisque (018)
- Bone (037)

Aggregate Colors:

- Acorn (123)
- Arctic Granite (035)
- Baby's Breath (168)
- Barley (091)
- Bermuda Sand (040)
- Canyon (124)
- Caraway Seed (169)
- Cloud Bone (126)
- Cloud White (125)
- Glacier (121)
- Golden Steppe (128)
- Gray Granite (042)

- Ice (130)
- Mountain Haze (129)
- Night Sky (012)
- Pebble (072)
- Prairie (122)
- Tahiti Desert (050)
- Tahiti Gray (053)
- Tahiti Ivory (059)
- Tahiti Matrix (058)
- Tahiti Sand (051)
- Tahiti White (011)
- Tundra (131)

Our Planet Colors

MAINTENANCE AND CLEANING INFORMATION

Clean regularly with common household liquid cleaners and a sponge or soft cloth. For hard water stains, scale removers can be used. If necessary, abrasive cleaners can be used with a nylon brush or pad to remove build up on the shower floor surface. **Do not** use a metal-scouring pad or a wire brush, as it will damage the surface. **Do not** use "leave on" cleaning products, such as automatic spray shower cleaners. Prolonged contact with harsh chemicals could have an adverse reaction over time and discolor surfaces. **Do not** use cleaning agents that caution use on acrylic, polyester or plastics.