

COZY WIND O WARM® Direct Vent Through-The-Wall Gas Heater

Cozy Comfort...with our Warmest Regards!



The new COZY Wind-O-Warm Direct Vent Gas Fired Heater is perfect for efficiently heating rooms that need zone temperature control and are short on space. The Wind-O-Warm Heater also offers great flexibility, it can easily be installed through-a-window or through-a-wall. COZY offers two (2) sizes to choose from; 20M and 40M BTU and the 20M BTU unit fits easily between 16" center studs. The grill face extends only 3" into the room. It is your cold weather answer in the following heating applications.

- Single and multi family dwellings, high-rise, commercial and manufactured housing.
- Residential add-on rooms, bedrooms, dens, garages, family rooms, cabins, efficiency apartments and mobile homes.
- Cold-spots, or any application where space is at a premium.

Features Include

- Two models 20M BTU and 40M BTU input to choose from.
- 24 Volt wall thermostat standard.
- Power cord (9 ft.) included.
- Tubular, aluminized combustion chamber warranted for 10 years – no pro-rata.
- In-shot burners.
- Slide-in/slide-out chassis for convenient installation and servicing.
- Gas connection is made from the front (interior) of the unit.
- Sealed combustion chamber, draws no room air and exhausts combustion products to the outside.
- Unit casing constructed of durable 20 gauge steel.



LTS 

Manufacturers of Heating Equipment Since 1888




LIMITED WARRANTY ON COMBUSTION CHAMBER

www.cozyheaters.com

GOZY

WIND



WARM

Comfort and Convenience!

■ **Versatile** – the heater can be installed through-a-window or through-a-wall. The 20M BTU unit can fit between 16" center studs.


■ **Slide-In/Slide-Out Chassis** – increases the convenience of installing and servicing the heater.

■ **Grill Face** – only extends 3" into the living area and is constructed of 22 gauge textured steel.

■ **Sealed Combustion Chamber** – draws combustion air from outside and exhausts combustion products to the outside, assuring safety, even in sleeping quarters.

■ **Seamless, Tube-Type Combustion Chamber** – is durably constructed and assures maximum, rapid heat transfer. Warranted for 10 years (no pro-rata).


■ **Stainless Steel Burner** – is designed to assure quiet ignition and extinction, maximum efficiency and provides excellent flame characteristics for Natural or L.P. Gas.




Tubular, aluminized combustion chamber warranted for 10 years – no pro rata.



Standard accessories; (2) casing support brackets, (2) side enclosure panels, manual cut-off valve, thermostat and wire.




Rear view of cabinet.



Self-diagnosing, direct spark ignition module

MODEL # NATURAL L.P.	WOW253 WOW254	WOW403 WOW404
Input/BTU/Hr	20,000	40,000
Type Control	24 Volt	24 Volt
Amp Draw	1.88	2.18
Gas Inlet Size	3/8"	3/8"
Electrical Connection	115V	115V
Cabinet Height	17-1/8"	17-1/8"
Cabinet Width	14-1/4"	25-1/16"
Cabinet Depth	28-1/4"	22-3/16"
Max. Wall Thickness	18"	18"
Min. Wall Thickness	4"	4"
Approx. Ship Weight	80 lbs.	110 lbs.



Louisville Tin & Stove Co.

INCORPORATED

P.O. BOX 2767 • LOUISVILLE, KENTUCKY 40201-2767
PHONE: (502)589-5380 • FAX: (502)589-5382

www.cozyheaters.com
cozyinfo@cozyheaters.com

Form No. WOW 15M 11/10



Manufacturers of heating equipment

for over 122 years

