




Residential Submittal Sheet

FG Series

Stamped Face Filter Grille



Model: FG

Description: Stamped Face Filter Grille

Standard Features:

- 1/2" spacing dual angular louvers for strength and maximum free area
- Stamped steel face with steel roll formed frame
- Hinged removable face with hinges parallel to longest side
- Hand operated lever for easy filter access and cleaning
- 4-way reversible door on square sizes
- 2-way reversible door on rectangular sizes
- Concealed mounting holes with mountings screws
- Holds up to a 1" filter (not included) with filter retention tabs (FG1)
- Rust resistant pre-coat with durable powder finish
- Soft white

Options:

- 2" Filter capacity (FG2)
- 4" Filter capacity (FG4)

Finishes:

Standard Colors


- Soft White
- Driftwood Tan

Designer Colors

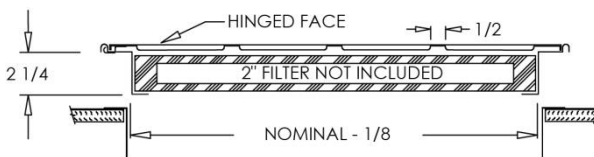
- Almond
- Black Velvet
- Bronze
- Camaro Silver
- Coffee Tan
- Navajo White
- Vanilla

Plated Metal

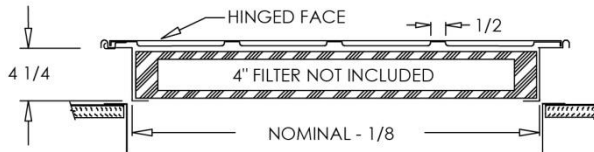
- Antique Brass
- Black Nickel
- Oil Rub Bronze
- Pewter
- Polished Brass
- Polished Chrome
- Satin Nickel



FG1

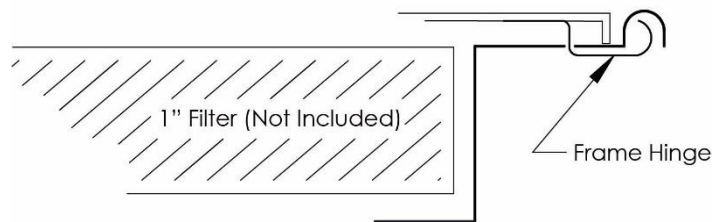


FG2



FG4

FG1 Frame Detail



Product Notes:

Filter grilles are manufactured 3/16" undersized nominal duct outside dimension for ease of installation. Air filter should be 1/4" to 1/2" undersized. Verify with air filter manufacturer for air specifications.

Shoemaker filter grilles allow for installation of larger thickness filters which can reduce pressure drop on the overall system, improving air flow through the heat exchanger and allowing more time between filter changes.

Additional Information:

Project / Location:
Engineer:
Architect:
Contractor:

Submittal Notes