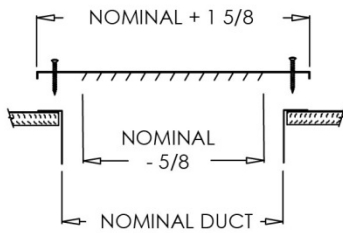
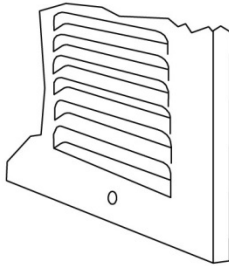
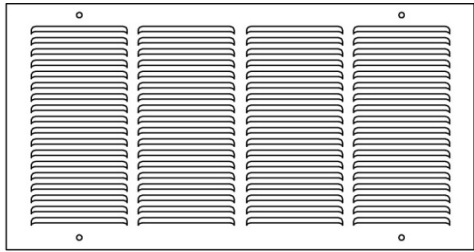




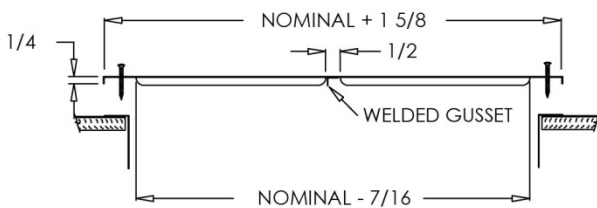
Residential Submittal Sheet

1075 Series

Heavy Duty Return Air Grille



1075



1075

Model: 1075

Description: Heavy Duty Return Air Grille 1/2" Spacing

Standard Features:

- 1/2" spacing dual angular louvers
- Stamped from cold roll steel
- Gussets welded to the back of mullions for added strength
- Install with louvers in up or down position for best duct concealment
- Countersunk mounting holes for flush appearance with color matching Phillips posi-drive screws
- Soft White

Options:

Tamper Proof Screws

- "F" Torx Center Pin

Finishes:

Standard Colors

- Soft White
- Driftwood Tan

Designer Colors

- Almond
- Black Velvet
- Bronze
- Camaro Silver
- Coffee Tan
- Navajo White
- Vanilla

Plated Metal

- Antique Brass
- Black Nickel
- Oil Rub Bronze
- Pewter
- Polished Brass
- Polished Chrome
- Satin Nickel

Additional Information:

Project / Location:
Engineer:
Architect:
Contractor:

Submittal Notes