




# Commercial Submittal Sheet

## 920FG2 Series

### Fixed 45° Steel Blade 2" Filter Grille



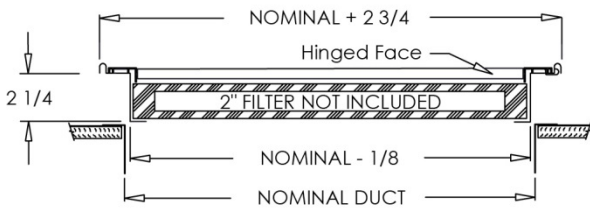
**Model:** 920FG2  
**Description:** Fixed 45° Steel Blade 2" Filter Grille

**Standard Features:**

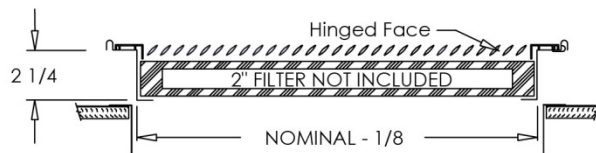
- Exterior door frame with signature line marks set in an outer steel filter frame
- Roll formed steel blades fixed at 45° parallel to 1<sup>st</sup> dimension given
- Hinged removable face with hinges parallel to longest side
- Hand operated lever for easy filter access
- 4-way reversible door on square sizes
- 2-way reversible door on rectangular sizes
- Concealed mounting holes
- Holds up to a 2" filter (not included)
- Filter retention tabs
- Soft White

**Options:**

- 1" Filter capacity (920FG1)
- 4" Filter capacity (920FG4)
- Fixed 45° Steel Blade 2" Filter Grille T-Bar (920TFG)
- Alternative hinge and latch options available (please fill out Filter Grille Order Supplement form)

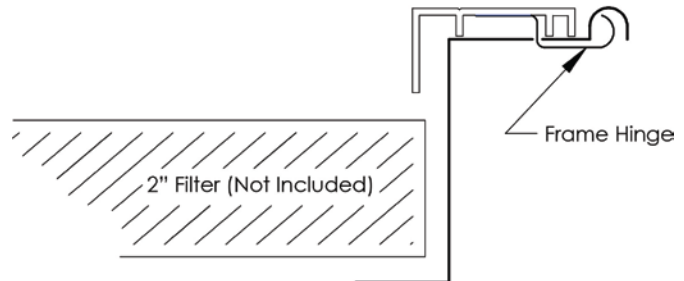


920FG2



920FG2

920FG2 Frame Detail



**Product Notes:**

Filter grilles are manufactured 3/16" undersized nominal duct outside dimension for ease of installation. Air filter should be 1/4" to 1/2" undersized. Verify with air filter manufacturer for air specifications.

Shoemaker filter grilles allow for installation of larger thickness filters which can reduce pressure drop on the overall system, improving air flow through the heat exchanger and allowing more time between filter changes.

**Additional Information:**

Project / Location:	<b>Submittal Notes</b>
Engineer:	
Architect:	
Contractor:	