



PVC White Schedule 40 Fittings, Unions, & Saddles



TECHNICAL INFORMATION WEIGHTS & DIMENSIONS



Visit our web site
www.spearsmfg.com

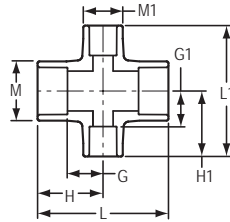
PVC WHITE SCHEDULE 40 FITTINGS UNIONS & SADDLES



REDUCING CROSS

Socket x Socket x Socket x Socket

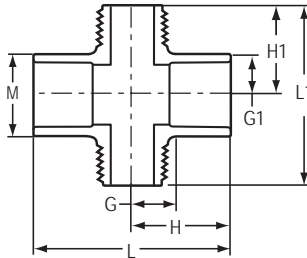
(continued)



420-904F	24x24x4x4	9-1/8	14-5/8	21-1/8	16-7/8	42-1/4	33-3/4	25-3/8	5	167.00
Part Number	Size	G	G1	H	H1	L	L1	M	M1	Approx. Wt. (Lbs.)
420-906F	24x24x6x6	10-1/8	14-11/16	22-1/8	17-15/16	44-1/4	35-7/8	25-3/8	7-3/16	179.90
420-908F	24x24x8x8	11-1/8	14-5/8	23-1/8	18-7/8	46-1/4	37-3/4	25-3/8	9-1/4	193.00
420-910F	24x24x10x10	12-1/8	15-11/16	24-1/8	20-15/16	48-1/4	41-7/8	25-3/8	11-1/2	190.14
420-912F	24x24x12x12	13-1/8	15-1/2	25-1/8	21-3/4	50-1/4	43-1/2	25-3/8	13-9/16	205.85
420-914F	24x24x14x14	13-3/4	15-3/4	25-3/4	22-3/4	51-1/2	45-1/2	25-3/8	14-7/8	103.61
420-916F	24x24x16x16	14-3/4	16-11/16	26-3/4	24-11/16	53-1/2	49-3/8	25-3/8	17	243.82
420-918F	24x24x18x18	15-3/4	16-1/4	27-3/4	25-1/4	55-1/2	50-1/2	25-3/8	19-1/8	268.14
420-920F	24x24x20x20	16-3/4	17-3/8	28-3/4	27-3/8	57-1/2	54-3/4	25-3/8	21-3/16	292.79

CROSS

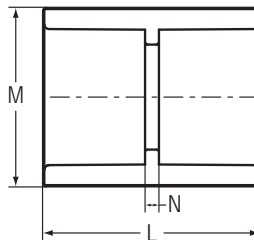
Socket x Mipt x Socket x Mipt



Part Number	Size	G	G1	H	H1	L	L1	M	Approx. Wt. (Lbs.)
421A-010	1x1x1x1	5/8	1	1-5/8	1-7/8	3-13/32	3-3/4	1-5/8	.18

COUPLING

Socket x Socket



Part Number	Size	L	M	N	Approx. Wt. (Lbs.)
429-003	3/8	2-5/8	7/8	1/8	.03
429-005	1/2	1-19/32	1-3/32	3/32	.03
429-005N	1/2	1-5/8	1-1/16	1/8	.02