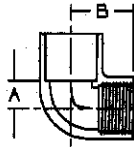


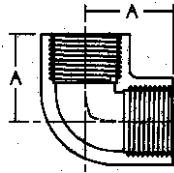
PVC Schedule 40 Pressure Fittings

ELBOWS (Continued)



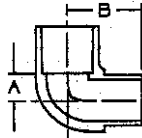
Reducing 90° Ell (Slip x FIPT)

UNIV. FIG. NO.	NOM. SIZE	APPROX. NET WT./LBS.	DIM. A INCHES	DIM. B INCHES
407-074	1/2 x 3/4	.098	◆	◆
407-101	3/4 x 1/2	.065	9/16	15/8
407-130	1 x 1/2	.089	1/2	1 13/32
407-131	1 x 3/4	.101	3/4	1 7/8
407-168	1 1/4 x 1	.255	7/8	2 1/8
407-211	1 1/2 x 1	.400	◆	◆
407-251	2 x 1 1/2	.575	◆	◆



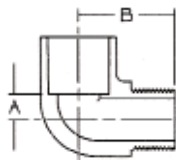
90° Ell (FIPT x FIPT)

UNIV. FIG. NO.	NOM. SIZE	APPROX. NET WT./LBS.	DIM. A INCHES
408-005	1/2	.085	1 7/32
408-007	3/4	.138	1 21/32
408-010	1	.209	1 7/8
408-012	1 1/4	.320	2 3/16
408-015	1 1/2	.434	2 7/16
408-020	2	.675	2 7/8



90° Street Ell (Spig x Slip)

UNIV. FIG. NO.	NOM. SIZE	APPROX. NET WT./LBS.	DIM. A INCHES	DIM. B INCHES
409-005	1/2	.060	1/2	1 7/16
409-007	3/4	.071	9/16	1 9/16
409-010	1	.118	1 1/16	2
409-012	1 1/4	.200	7/8	2 1/16
409-015	1 1/2	.240	1	2 19/32
409-020	2	.363	1 1/4	2 7/8



90° Street Ell (MIPT x Slip)

UNIV. FIG. NO.	NOM. SIZE	APPROX. NET WT./LBS.	DIM. A INCHES	DIM. B INCHES
410-005	1/2	.042	3/8	1 13/32
410-007	3/4	.061	15/32	1 11/16
410-010	1	.110	1 9/32	1 7/8
410-012	1 1/4	.225	7/8	2 7/16
410-015	1 1/2	.223	1	2 3/16
410-020	2	.470	1 1/4	3 1/4

◆ Consult technical services for dimensions