

SPECIFICATIONS

PRINCE™ TRIM ONLY SINGLE HANDLE PRESSURE BALANCE TUB & SHOWER FAUCET

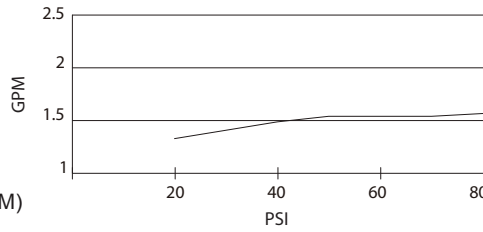
Model

D511010T (Tub & Shower trim)
D511510T (Shower only trim)

Description

- 4" Eterno showerhead
- 6" brass showerarm
- Diverter on spout
- Showerhead D460026, A112.18.1M, 1.75 gpm (6.6 LPM) maximum flow rate @ 80 psi; 1.31 gpm (4.95 LPM) minimum flow rate @ 45 psi

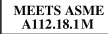
Flow Rate



Standards



- UPC/cUPC
- Energy Policy Act of 1992



- ASME A112.18.1M



- ADA Accessibility Guidelines for Buildings and Facilities - 4.27.4 Controls and Mechanisms

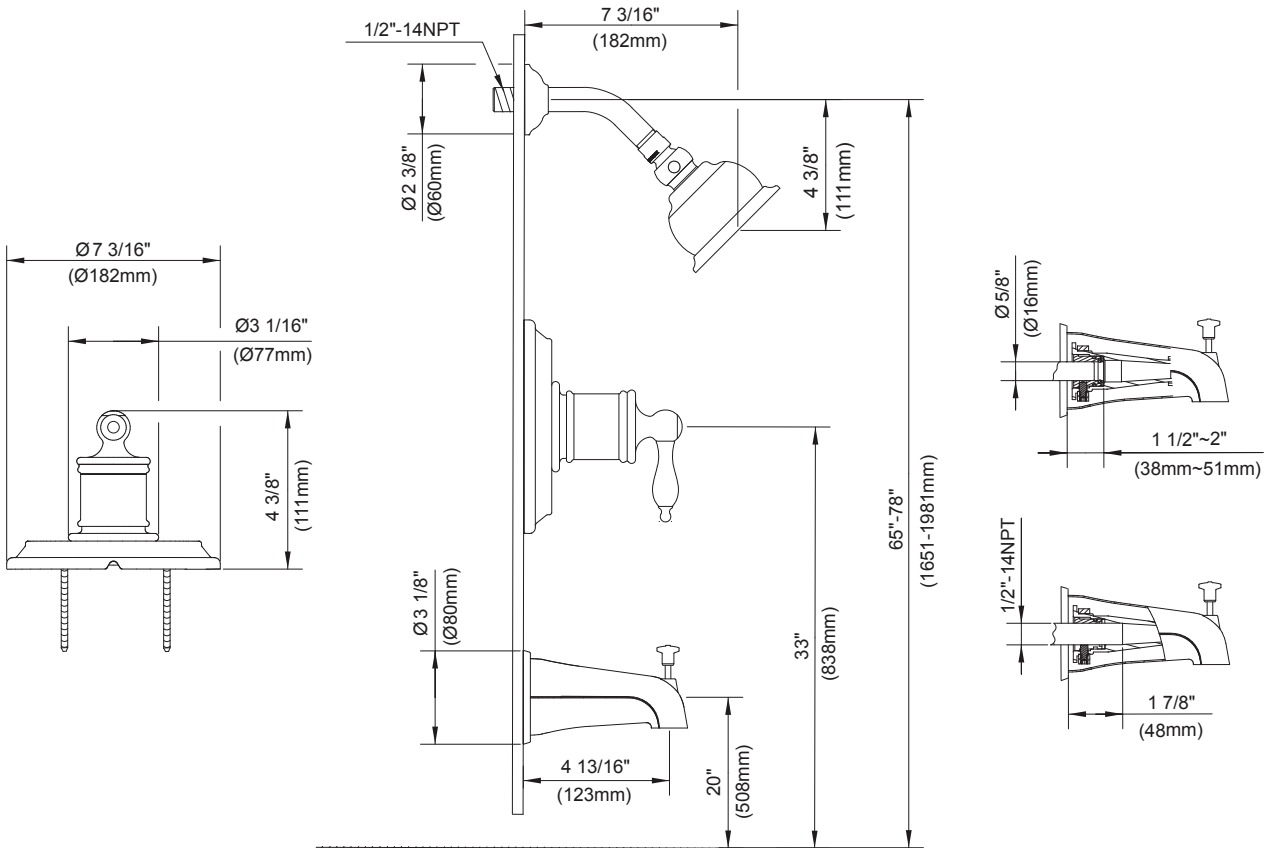


Finishes Available

- Chrome
- Other: Refer to Price List for additional finish

Warranty

Danze products are covered by a manufacturer's limited "lifetime" warranty for manufacturing defects.



Submittal Information:

Job Name: _____
Contractor: _____

Location: _____
Contact #: _____