

Gas Vent Free Fireboxes
Luxury and Versatility for Your Home





ENJOY THE EXTRA FREEDOM OF A VENT FREE FIREPLACE

Majestic continues to lead in the vent free category by offering one of the most diverse lineups available, so you have the freedom to create the right look for your home and your style. Take a look at the advantages of a vent free fireplace from Majestic.



Lo-Rider LCUF Shown with
Arched front and doors

HIGH EFFICIENCY HEATING TO SAVE ENERGY

Vent free gas fireplaces (available in natural gas and propane) are a safe, green and energy efficient way to add heat to your home — in fact, they're 99.9% energy efficient. Because they are vent free, none of the heat gets lost up a vent, flue or chimney. Instead, fuel dollars get transformed into heat-warming energy. Plus, you can always be assured of a heat source, even in the event of a power outage.

CREATE YOUR INTERIOR AND EXTERIOR LOOK

With multiple facing and firebrick options available, you can tailor the look of the fireplace to suit your tastes and décor.

FREEDOM TO INSTALL ALMOST ANYWHERE

Because vent free fireplaces are designed to be installed and operated without a chimney, flue or vent, they can be installed in locations in your home where it would be impossible to install a vented fireplace. They provide the most economical installation, only requiring a connection to a gas line.

CONVENIENT ZERO CLEARANCE

Majestic vent free fireplaces allow for zero clearance installation, which means they may be installed flush against any combustible surface such as drywall or wood. This gives you added flexibility and helps save installation dollars when deciding where to install your fireplace, whether on an interior or exterior wall.

(It is important to remember that the appliance should be sized to fit the area in which it is to be installed and must meet any additional regional or local requirements.)

COMPLETE YOUR LOOK

Majestic offers a selection of vent free log sets and cabinets (sold separately) that are a perfect complement to your new fireplace. Ask your dealer for details.

ENJOY THE VIEW WITH THE TALLEST FIREPLACE OPENING AVAILABLE

Lo-Rider LCUF Series

For a true masonry look, the Lo-Rider Series features a low profile hearth, so the firebox appears to nearly rest on the floor, providing the tallest fireplace opening and a truly expansive viewing area.

Quick Look:

- ◆ Tallest opening available for full view of fire
- ◆ Low profile hearth
- ◆ True masonry look
- ◆ Available facing options include Perimeter Trims, Classic Arched Faces, Cabinet Doors with Screen and Filigree Panels



Lo-Rider LCUF Series

Cabinet Options



Barrington Dark Walnut Wall Cabinet (shown)



Barrington Unfinished Wall Cabinet



Honey Oak Wall or Corner Cabinet



Dark Cherry Wall or Corner Cabinet

Interior Firebrick



Refractory Herringbone

Trim Options



Stainless Steel Trim



Lo-Rider Designer Series (See-Thru model pictured)

specialty ◇ model

Lo-Rider Designer Series

The Designer Series is available in See-Thru, Peninsula and Corner models, adding style and warmth to your rooms while maintaining a contemporary feel. And, the industry exclusive louverless design provides a clean exterior for an ultra sleek look.

Quick Look:

- ◆ Tallest opening available for full view of fire
- ◆ Radiant face design with heat circulating air ducts for optional blower
- ◆ Low profile hearth
- ◆ True masonry look



Interior Firebrick
Refractory Herringbone

Available log set may differ from log set pictured.

WARM LARGER ROOMS

Magnum MCUF Series

This firebox offers a radiant design and taller opening to help warm larger rooms. Finish your fireplace right up to the firebox and finish it with a custom look.

Magnum Quick Look:

- ◆ Radiant face design with heat circulating air ducts for optional blower
- ◆ True masonry look
- ◆ Available facing options include Perimeter Trims, Classic Arched Faces and Cabinet Doors with Screen



Magnum MCUF Series

Cabinet Options



Barrington Dark Walnut Wall Cabinet



Barrington Unfinished Wall Cabinet

Interior Firebrick Options



Refractory Herringbone



Olde English 3D

Trim Options



Stainless Steel Trim



Black Trim

CUSTOMIZE YOUR LOOK WITH MULTIPLE ACCESSORY OPTIONS

VF/VFR Series

The VF/VFR series fireboxes provide the option to choose a louvered design or a radiant, clean face design. Choose from a selection of firebrick options and accessories for a fireplace perfectly suited to the design you prefer.



VFR Quick Look:

- ◆ Available in Radiant Face or Louvered designs
- ◆ Designed with heat circulating air ducts for optional blower
- ◆ Available facing options include Perimeter Trims, Classic Arched Faces, Cabinet Doors with Screen and Filigree Panels

Interior Firebrick Options



Tavern Brown (standard)



Cottage Red



Refractory Cement

Trim Options



Stainless Steel Trim



Black Trim

Cabinet Options



Barrington Dark Walnut Wall Cabinet



Barrington Unfinished Wall Cabinet



BUF Series

VERSATILE INSTALLATION

BUF Series

Our BUF line of vent free fireboxes offers a zero clearance design. With a true 36- or 42-inch brick-to-brick opening, this series is a versatile vent free option for any design application.

BUF Quick Look:

- ◆ Refractory firebrick for a classic masonry look to match any décor
- ◆ Radiant face design with heat circulating air ducts for optional blower

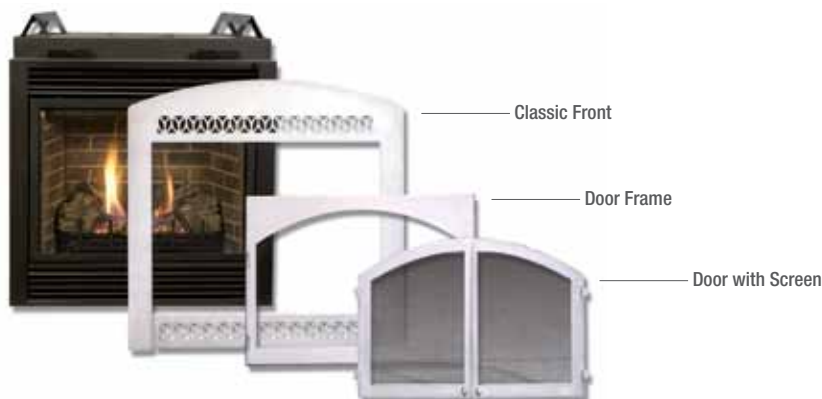
Interior Firebrick



Refractory

FEATURE AND ACCESSORY QUICK REFERENCE

	LCUF Lo-Rider	Lo-Rider Designer	MCUF Magnum	VF/VFR	BUF
STANDARD FEATURES					
Design Advantage	Tallest opening available for expansive view	Industry exclusive louverless design	Larger opening warms larger rooms	Multiple design options for customized look	Flexible installation and neutral design
CSA design certified (fits most 18", 24" and 30" vent free log sets)	Yes	Yes	Yes	Yes	Yes
Zero clearance design	Yes	Yes	Yes	Yes	Yes
Gas knock out (left and right side of units)	Yes	Yes	Yes	Yes	Yes
Outside air kit	Yes	Yes	Yes	Yes	Yes
Curtain mesh screen	Yes	Yes	Yes	Yes	Yes
Junction box for electrical hook up blower kit	—	Yes	Yes	Yes	Yes
Fireplace opening	32", 36"	Peninsula, See-Thru, Left and Right Corner	36", 42"	32", 36", 42"	36", 42"
Face design	Radiant	Radiant	Radiant	Louvered or Radiant	Radiant
Corner/wall cabinet compatible	Yes	Yes	Yes	Yes	—
OPTIONAL ACCESSORIES					
AK4 outside air kit	Yes	Yes	Yes	Yes	Yes
Blower	BL0TDL	BL0TDC	BL0TMC	BL0TMC	FA2A
AVAILABLE FACINGS AND DOORS					
Classic Collection	Available*	—	Available*	Available**	—

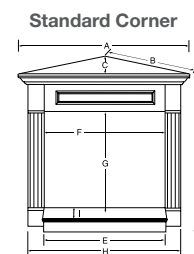
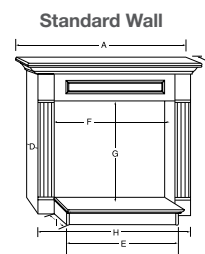


*Filigree panels from the Classic Collection not available for these models.

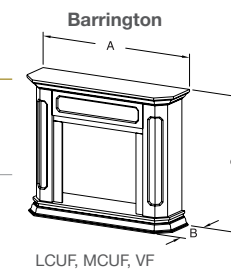
**Arched fronts with lower control door and filigree panels fit the louvered boxes only. Cabinet doors and frames fit both louvered and radiant boxes.

CABINET DIMENSIONS

Product	Surround	A	B	C	D	E	F	G	H	I
STANDARD WALL CABINET MANTELS (HEARTH INCLUDED WITH CABINET)										
LCUF32	WSHGC32	57 3/4"	21"	49 3/4"	18"	39 1/4"	37 3/4"	35 7/8"	52 1/4"	5"
STANDARD CORNER CABINET MANTELS (HEARTH INCLUDED WITH CABINET)										
LCUF32	CSHGC32	62"	43 7/8"	35 5/8"	49 3/4"	39 1/4"	37 3/4"	35 7/8"	57 1/4"	5"
BARRINGTON										
VF32, VF36, LCUF32, LCUF36, 36MCUF	BWC500	67 1/2"	22"	54 1/4"	-	-	-	-	-	-



Max adj opening WxH	Min adj opening WxH	Max fireplace depth
42" x 37 3/8"	36" x 33"	18"



LCUF, MCUF, VF

MAJESTIC VENT FREE GAS FIREBOXES

Dimensions

MODEL	LCUF32	LCUF36C	
Fire Viewing Area	29 7/8" W x 28 3/8" H	33 7/8" W x 31 1/4" H	
Framing Dimensions	37" W x 34 1/2" H x 16" D	41 1/4" W x 37 3/4" H x 18" D	
Hearth Dimensions	28 5/8" FW x 22 3/8" RW x 28" FH x 23 1/4" RH x 12 3/4" D	32 1/2" FW x 25 7/8" RW x 30 1/4" FH x 25 5/8" RH x 15" D	
MODEL	LSTF36	LPF36	L(R/L)CF36
Fire Viewing Area	35 15/16" W x 27" D	35 15/16" W x 27" H	35 15/16" W x 27" H
Framing Dimensions	42 3/16" W x 34 3/4" H x 22 3/4" D	41 11/16" W x 34 3/4" H x 22 3/4" D	41 11/16" W x 34 3/4" H x 23 1/4" D
Hearth Dimensions	33 3/16" W x 27 3/4" H x 21 15/16" D	35 5/16" W x 27 3/4" H x 21 15/16" D	35 5/16" W x 27 3/4" H x 21 15/16" D
MODEL	36MCF	42MCF	
Fire Viewing Area	36" W x 26 1/4" H	42" W x 26 1/4" H	
Framing Dimensions	41 1/4" W x 37 3/4" H x 17 3/4" D	47 1/4" W x 37 3/4" H x 17 3/4" D	
Hearth Dimensions	32 5/8" FW x 26 1/4" RW x 21 7/8" FH x 20 1/2" RH x 15" D	38 5/8" FW x 32 1/4" RW x 21 7/8" FH x 20 1/2" RH x 15" D	
MODEL	VF32C/VFR32C	VF36C/VFR36C	VF42C/VFR42C
Fire Viewing Area	29 7/8" W x 21 3/4" D	34" W x 21 3/4" H	40" W x 21 3/4" D
Framing Dimensions	37 1/4" W x 35" H x 15 1/2" D	41 1/4" W x 35" H x 17 1/2" D	47 1/4" W x 35" H x 17 1/2" D
Hearth Dimensions	29 7/8" FW x 23 3/8" RW x 21 7/8" FH x 18" RH x 13 1/4" D	34" FW x 27 3/8" RW x 21 7/8" FH x 17 5/8" RH x 15 3/4" D	40" FW x 33 3/8" RW x 21 7/8" FH x 17 5/8" RH x 15 3/4" D
MODEL	BUF400	BUF500	
Fire Viewing Area	36" W x 21 9/16" H	42" W x 21 9/16" H	
Framing Dimensions	40 1/4" W x 34 1/4" H x 20 3/4" D	46 1/4" W x 34 1/4" H x 20 3/4" D	
Hearth Dimensions	35 1/2" FW x 20 3/8" RW x 21 1/2" H x 17" D	41 1/2" FW x 26 3/8" RW x 21 1/2" H x 17" D	

FW= Front Width RW= Rear Width FH= Front Height RH= Rear Height



YOUR STYLE. YOUR HOME. YOUR LIFE

A brand of Monessen Hearth Systems Co.
149 Cleveland Drive, Paris, Kentucky 40361
majesticproducts.com

Your Majestic Dealer:



To avoid personal injury or property damage, the product described by this brochure must be installed, operated and maintained in strict compliance with the instructions packaged with the product and all applicable building or fire codes. Contact local building or fire officials about restrictions and installation inspection requirements. All photographs and drawings on this brochure are for illustrative purposes only and are not intended for, nor should they be used as a substitute for the instructions packaged with the unit. Appearance and specifications of the product are subject to change without notice.
©2011 Monessen Hearth Systems Co. 10816_1011 8108MAJ Ver.07

For more information about MHSC and Majestic efficient and environmentally friendly products, please visit majesticproducts.com