



Buy it for looks. Buy it for life.®

Specifications

FAUCET DESCRIPTION

- Metal construction with various finishes identified by suffix
- Includes 7" rainshower showerhead, arm, flange and tub spout

OPERATION

- Flow lever operates counterclockwise through a 90° arc with off at 6 o'clock and maximum flow at the 3 o'clock position. Shut off in clockwise direction
- Temperature lever operates through a 340° arc with maximum cold at full clockwise rotation and maximum hot at full counter clockwise rotation
- Factory established temperature range from 70°F (21°C) to 120°F (49°C)
- Safety stop preset at 105°F (41°C)
- Safety stop over-ride allows maximum 120°F (49°C)

FLOW

- Showerhead limited to 2.5 gpm (9.5 L/min)

CARTRIDGE

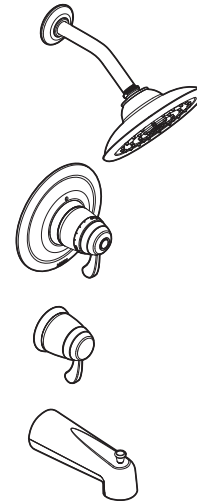
- 130156 thermostatic cartridge design with nonmetallic/nonferrous materials
- 130157 ceramic disc cartridge design

STANDARDS

- Third party certified to meet ASME A112.18.1/CSA B-125.1 and all applicable requirements referenced therein including ASSE 1016

WARRANTY

- Lifetime limited warranty against leaks, drips and finish defects to the original consumer purchaser
- 5 year warranty if used in commercial installations

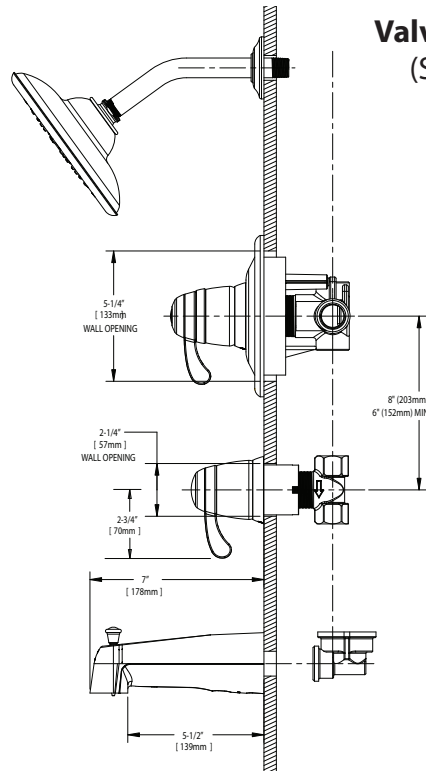
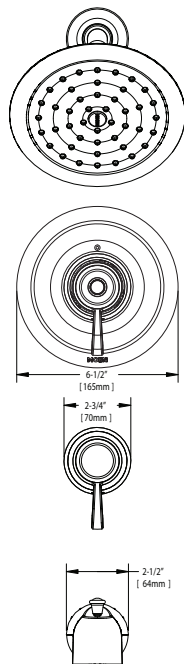


ExactTemp® 3/4" Thermostatic Tub/Shower (Trim Only)

Models:

- TS3411 series - valve trim only
- TS3400 series - shower trim only
- TS3450 series - tub/shower trim only

Valves: S3371, S3600
(Sold separately)



CRITICAL DIMENSIONS

(DO NOT SCALE)