


**Submittal Data: SAP09HP230V1A** 9,000 BTU/H Wall Mounted Heat- Pump System

Job Name Location Date

Purchaser Engineer

Submitted To For  Reference  Approval  Construction

Unit Designation Schedule No.

- GENERAL FEATURES**
- Variable Speed (Inverter) Two-Stage Compressor
  - Low Ambient Heating ( down to -22° F)
  - WIFI Controls
  - 7 Indoor Fan Speeds
  - 4 Way Airflow Operation
  - Wireless Remote with LCD Display
  - Copper Tube/Aluminum Fins w/ Acrylic Resin / Anti-Corrosion Coating on both ID and OD units
  - I-FEEL Function
  - 5 year Limited Parts Warranty
- 



**System Ratings**

<b>Cooling</b>	
Rated Capacity	9,000 BTU/H
Capacity Range	1,535-12,966 BTU/H
Power Input (Max)	1400 W
SEER	38.0
EER	16.5

<b>Heating</b>	
Rated Capacity at 47° F	9,000 BTU/H
Capacity Range	2,388-13,648 BTU/H
Power Input (Max)	1500 W
HSPF	15.0
COP	4.47

<b>Heating at 17° F</b>	
Rated Capacity	5,600 BTU/H

<b>Operating Range</b>		
Cooling	(Max)	129°F (54°C)
	(Min)	0°F (-18°C)
Heating	(Max)	75°F (24°C)
	(Min)	-22°F (-30°C)

<b>Power Supply</b>	
Normal Operational Voltage	208/230 V, 1 Phase, 60 Hz
Voltage Range	187 - 253 V
Main Power Wire Size	14-2 AWG
Interconnecting Cable Wire Size	14-4 AWG
MCA	9 A
MOCP/Breaker Size	15 A

**Indoor Unit Data**

<b>Fan Motor</b>	Type	Cross-flow
	Output Power	60 W
	FLA	0.09 A
<b>Airflow</b>	(Low/High)	206/424 CFM
<b>Air Throw</b>	(Max)	29.5 ft
<b>Sound Level</b>		
	Cooling (Low/High)	19/45 dB(A)
	Heating (Low/High)	19/45 dB(A)
<b>Dehumidification</b>		1.7 pt/hr

**Outdoor Unit Data**

<b>Compressor</b>	Type	DC Inverter Driven 2-Stage Rotary
	RLA	6.9 A
<b>Fan Motor</b>	Output Power	30 W
	RLA	0.09 A
<b>Sound Level</b>		53 dB(A)

**Refrigerant Piping Data**

Gas Pipe Size (OD)	1/2-in
Liquid Pipe Size (OD)	1/4-in
Connection Method	Flared
Factory Charge	R410A/50.4 oz
Additional Charge	0.2 oz/ft
Pre-Charge Length	25-ft
MAX Refrigerant Pipe Length	49-ft
MIN Refrigerant Pipe Length	10-ft
MAX Refrigerant Pipe Height Difference	33-ft

<b>SYSTEM FEATURES</b>	
Inverter Type	G10
Ultra Low Frequency Torque Control	Yes
Power Factor Correction	Yes
Compressor Type	High Eff. Two Stage Rotary
Refrigerant Type	R410A
Basepan With Electric Heater	YES
Compressor With Electric Heater	YES
Indoor & Outdoor Fin Coating	Acrylic Resin/Anti-Corrosion
Intelligent Defrosting	YES
Intelligent Preheating	YES
Low Voltage Startup	YES
Memory/Power Failure Recovery	YES
Self Diagnosis	YES
Wired Controller Interface	NO
WIFI Interface Capable	YES
Indoor Fan Type	Crossflow
Multi Fan Speeds	7 Speeds
Indoor Unit Display	YES
Advance Filter	Optional (see Filter Kits)
Auxiliary Electrical Heater	NO
Ventilation (Outdoor Air)	NO
<b>REMOTE CONTROLLER FUNCTIONS</b>	
Auto Mode	YES
Auto Fan	YES
Auto Swing (Horizontal Auto Swing)	YES
Auto Swing - 180°(Vertical Auto Swing)	YES
Clock on Remote Controller	YES
Dry Mode	YES
Dry Anti-Mildew (X-Fan) Mode	YES
Energy Saving Mode	NO
Dirty Filter Alert	NO
Fan Speed Control (7 speeds)	YES
I Feel Function	YES
Privacy Lock on Remote Controller	YES
Quiet Mode	YES
Room Temperature Display	NO
Sleep Mode	YES
4 Sleep Modes Options	YES
Timer Mode	YES
Turbo Mode	YES
Display On/Off Control	YES
Freeze Guard Mode	NO
Display On/Off Control	YES
Freeze Guard Mode	YES
Power Failure Mode	YES

**COOLING PERFORMANCE (BtuH)\***

Outdoor Ambient Temperature (DB)	Indoor Entering Air Temperatures					
	68°F DB		73°F DB		80°F DB	
	57°FFWB		61°FFWB		67°FFWB	
	TC	SHC	TC	SHC	TC	SHC
0°F	8175	6540	8428	6742	8871	7097
5°F	8804	7043	9076	7261	9554	7643
14°F	10061	8049	10372	8298	10918	8735
23°F	10690	8552	11021	8817	11601	9281
32°F	11319	9055	11669	9335	12283	9827
41°F	11948	9558	12317	9854	12966	10372
50°F	12451	9961	12836	10269	13512	10809
59°F	12721	10177	13115	10492	13805	11044
68°F	12828	10263	13225	10580	13921	11137
77°F	12765	10212	13160	10528	13853	11082
86°F	12702	10162	13095	10476	13784	11028
95°F	12577	10061	12966	10372	13648	10918
104°F	12074	9659	12447	9958	13102	10482
113°F	11696	9357	12058	9646	12693	10154
122°F	11516	9213	11872	9498	12497	9998
129°F	10313	8250	10632	8505	11191	8953

**HEATING PERFORMANCE (BtuH)\***

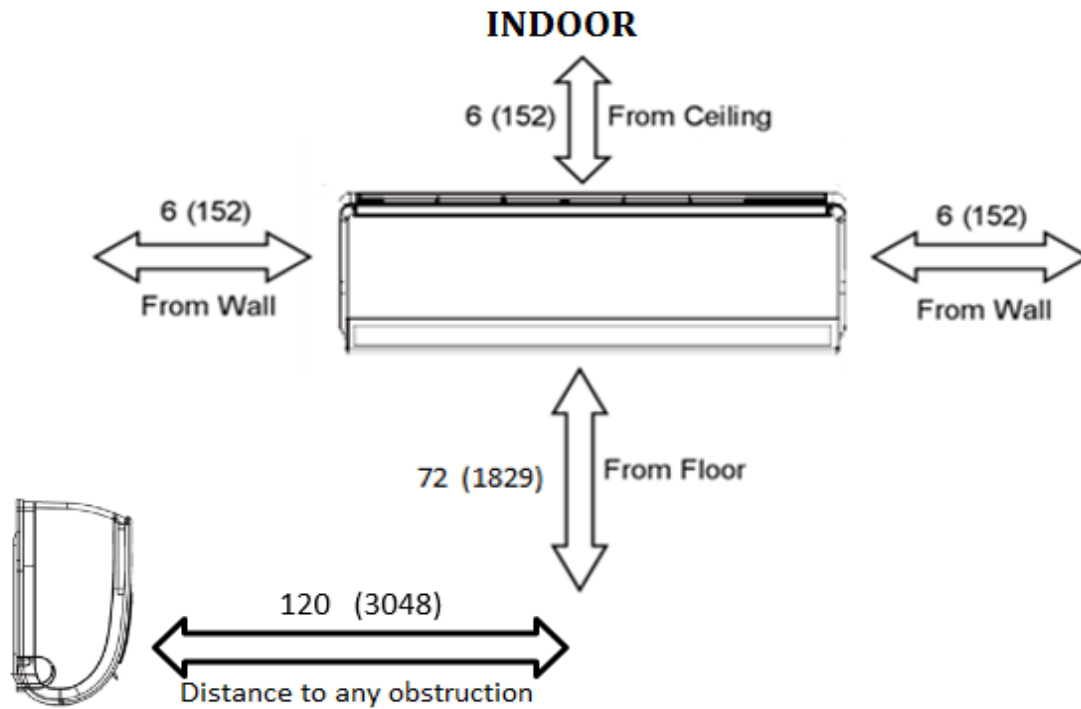
Outdoor Ambient Temperature (DB)	Indoor Entering Air Temperatures					
	68°F DB		73°F DB		80°F DB	
	57°FFWB		61°FFWB		67°FFWB	
	TC	SHC	TC	SHC	TC	SHC
-22°F	8270		8166		8121	
-13°F	9253		9150		9104	
-4°F	11850		11747		11701	
0°F	11940		11836		11790	
6°F	12210		12106		12061	
10°F	12455		12352		12306	
16°F	12570		12466		12420	
19°F	13552		13448		13402	
24°F	13630		13526		13480	
32°F	13700		13596		13550	
41°F	13970		13866		13820	
43°F	14470		14366		14320	
47°F	13798		13694		13648	
53°F	13769		13665		13620	
59°F	13530		13426		13380	
64°F	13502		13398		13352	
70°F	12354		12250		12204	
75°F	12255		12152		12106	
78°F	11919		11815		11770	

\* Maximum system capacity

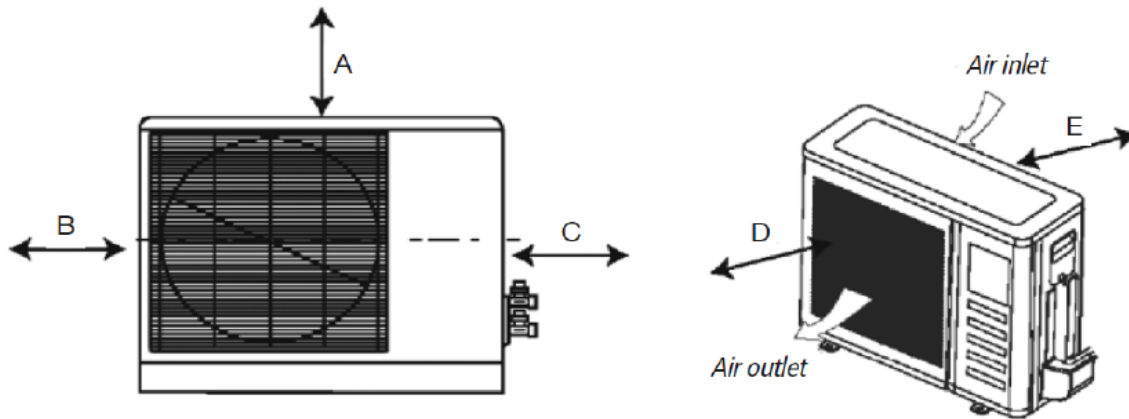
TC- Total Capacity ( BtuH)  
 SHC- Sensible Capacity (BtuH)

**MINIMUM SPACING REQUIREMENTS**

Units: inch (mm)



**Minimum Outdoor Clearances**



Outdoor Unit	Minimum Distances in (mm)
A	20 (500)
B	12 (305)
C	20 (500)
D	80 (2032)
E	12 (305)



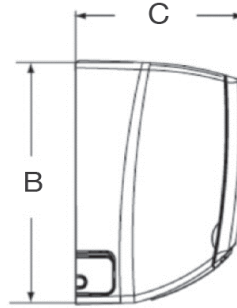
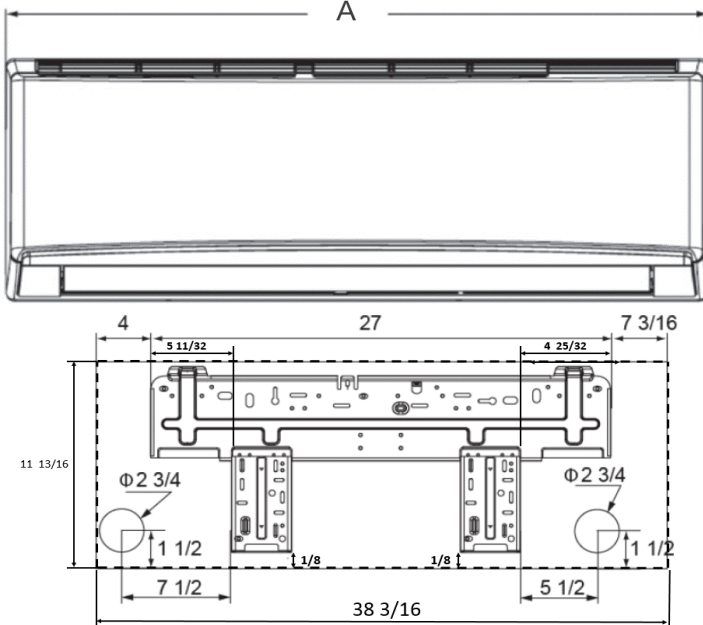
## DIMENSIONAL SPECIFICATIONS

**SAP09HP230V1A**

### INDOOR UNIT DIMENSIONS

Units: inch

Model No: SAP09HP230V1AH



Dimensions	
A	39.9
B	12.1
C	8.7

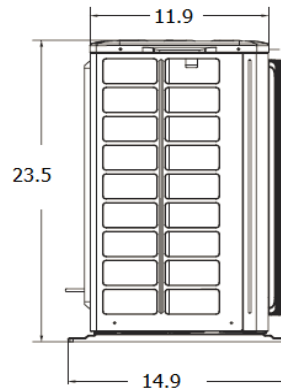
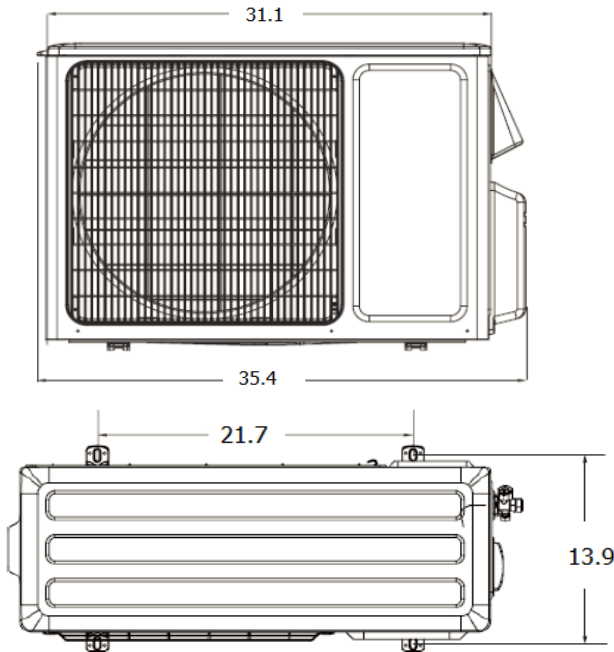
Weight (Net/Shipping) 29.8/36.4 LBS

Liquid Line Valve	1/4-in OD Flared
Gas Line Valve	1/2-in OD Flared
Drain Connector	5/8-in OD

### OUTDOOR UNIT DIMENSIONS

Units: inch

Model No: SAP09HP230V1AO



Liquid Line Valve	1/4-in OD Flared
Gas Line Valve	1/2-in OD Flared

Weight (Net/Shipping) 99.2/105.8 LBS

**Notes:**

1. Recommended Interconnecting Cable Type 14 AWG 4 Stranded Copper Conductors THHN 600V Wire
2. Power wiring cable size must comply with applicable national and local codes.
3. Test conditions are based on AHRI 210/240.

Specifications are subject to change without notice. Manufacturer reserves the right to discontinue or modify specifications or designs without notice or without incurring obligations. All rights reserved.