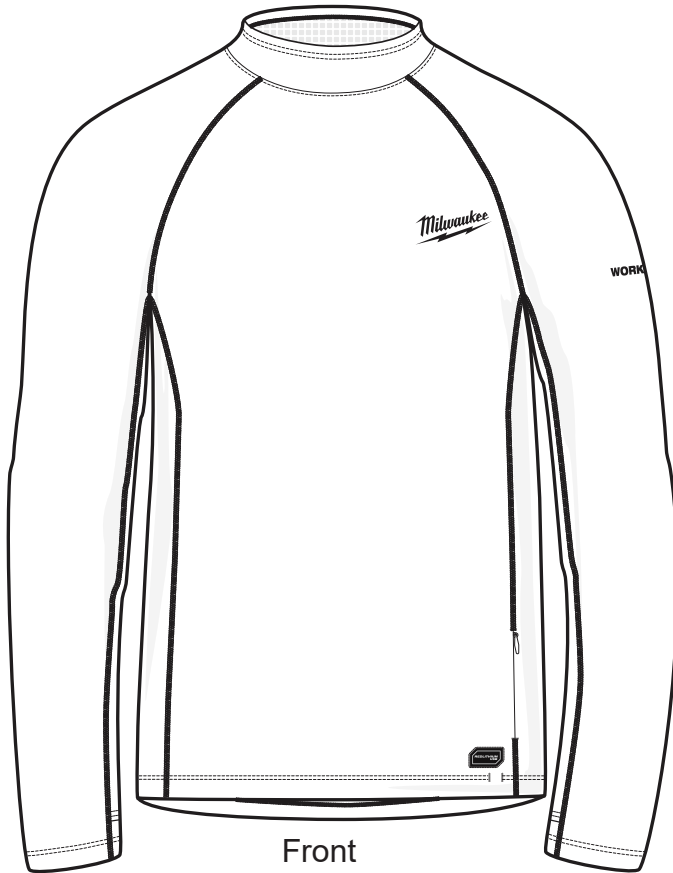




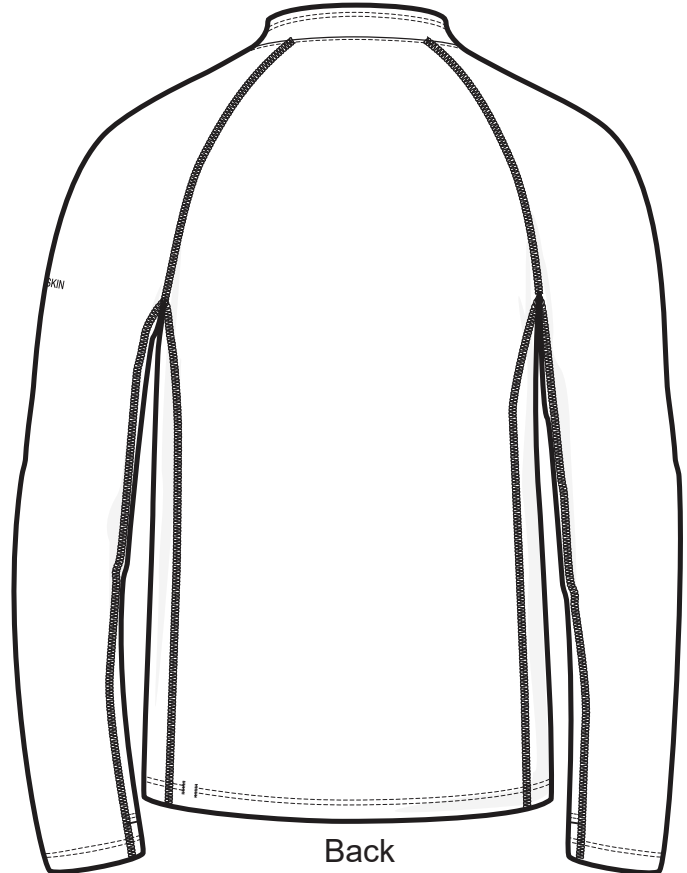
SERVICE PARTS LIST

BULLETIN NO.
54-07-2460

SPECIFY CATALOG NO. AND SERIAL NO. WHEN ORDERING PARTS		REVISED BULLETIN	DATE
HEATED BASE LAYER			May 2020
CATALOG NO.	405B-21S, 405B-21M, 405B-21L, 405B-21XL, 405B-212X, 405B-213X		



Front



Back

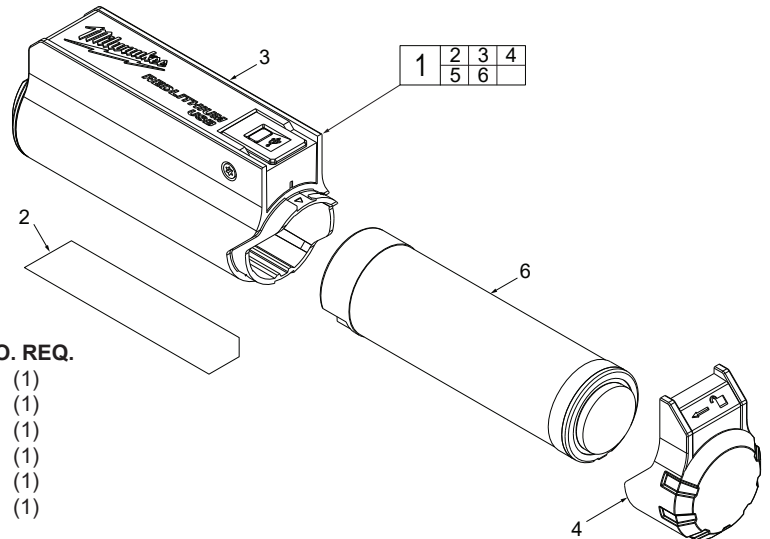


FIG.	PART NO.	DESCRIPTION OF PART	NO. REQ.
1	48-59-2012	Charger Assembly	(1)
2	12-20-2013	Service Nameplate	(1)
3	-----	Charger	(1)
4	31-12-0640	Charger Cap	(1)
5	44-66-1215	Wall Plug and 2 ft. USB Cable	(1)
6	48-11-2130	REDLITHIUM® USB Battery	(1)

FIG. NOTES
2 A clean, dry surface is essential for proper performance for any adhesive system. The area intended for application of any adhesive label or nameplate must be prepared by cleaning with isopropyl alcohol. The solvent is to be applied with a clean, lint free applicator and the surface allowed to dry before applying the label or nameplate.

