

## Installation Components



**CF319** Face Plate Extension – for thick walls



**CF328** Plaster Guard – for use with 329 Mounting Plate Existing Home Inlet Kit



**CF361** Mounting Bracket with plaster guard



**CF363** 90° Flanged Ell – special for 3" walls



**CF366** Straight Flange



**CF369** 45° Street Ell



**376UL** 100' Wire 18/2



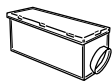
**CF382S** 90° Sweep Ell for use with Model 329 only for narrow walls



**CF384** 3-Way Ell



**CF387** 45° Wye



**392** Optional Muffler – reduces noise of currently installed power units



**CF324** 2" Hose Clamp



**CF329** Inlet Mounting Plate



**CF361F** Mounting Bracket with flanged spigot to assemble to any 382 series elbow



**CF364** Flanged Tee



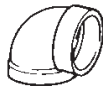
**CF367** Flexible Tubing – 2" ID. x 36" vinyl over steel wire, interwoven with nylon cord, can be cut to any length



**CF377** 90° Sweep Ell-long



**CF380** Pipe Support with wire clip



**CF382XS** Short 90° Ell for installing VacPan™ where height is limited



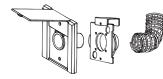
**CF385** 45° Ell



**CF388** Stop Coupling



**393** Metal Wall Cap – terminates exhaust discharge tube to outside



**326N** Existing Home Inlet Kit



**CF330** Exhaust Vent



**CF362** 90° Flanged Ell – standard



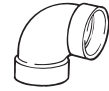
**CF365** Double-Flanged Tee



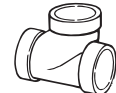
**CF368** 90° Street Ell



**378** Nail Plate



**CF382** 90° Sweep Ell



**CF383** 90° Tee



**CF386** 30° Ell




**CF389** End Cap



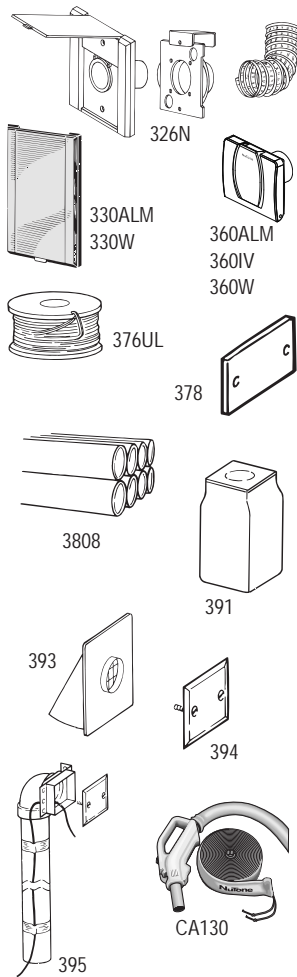
**394** Blank Cover Plate – white; used in place of wall inlet in speculative rough-in installations

NuTone® PVC fittings are manufactured in accordance with ASTM F2158.



# Central Vacuum Systems

## NuTone® Tools, Hoses, Inlets, Tubing and Fittings



Model No.	Description	Std. Pk.	Code
326N	Existing Home Inlet Kit	1	CA
330ALM	Standard Inlet — Almond	1	CA
330W	Wall Inlet — White	1	CA
360ALM	Automatic Wall Inlet — Almond	1	CA
360IV	■ Wall Inlet — Ivory	1	CA
360W	Wall Inlet — White	1	CA
372	Standard Hose — 32' wire-reinforced vinyl	1	CA
376UL	Wire — 100' 18/2, UL approved	1	CA
378	Nail Plate	1	CA
3808	● 8' PVC Tubing	8 *	CA
3808B	● 8' PVC Tubing	440 *	CA
3810	10' PVC Tubing	10 *	CA
391	Bags — pack of three (3)	1	CA
392	Muffler	1	CA
393	Metal Wall Cap	1	CA
394	Blank Cover Plate — White	1	CA
395	Inlet Rough-In Assembly Package — for new construction	1	CA
3964	Three-Inlet Installation Rough-In Package	1	CA
CA130	Hose Sock — fits 30' - 32' hoses (comes with assembly tube)	1	CA
CF328	Plaster Guard — for use with Model CF329 mounting plate	1	CA
CF329	Inlet Mounting Plate	1	CA
CF361	Mounting Bracket with Plastic Guard	1	CA
CF361F	Mount Plate w/Flanged Spigot — for any CF382 Series elbow	1	CA
CF362	Flanged Ell — 90°	1	CA
CF363	Flanged Ell, 90° — Special for 3" walls	1	CA
CF364	Flanged Tee	1	CA
CF365	Double Flanged Tee	1	CA

■ Limited quantities available.

