


Double Flute Straight Bits



STRAIGHT, SPIRAL & TRIM BITS

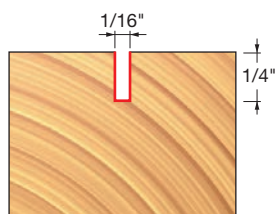
ITEM NUMBER	OVERALL DIA.	CARBIDE HEIGHT	SHANK DIA.	OVERALL LENGTH
12-140*	5/8"	1-1/2"	1/2"	3"
12-142*	5/8"	2"	1/2"	4"
12-148*	11/16"	1-1/4"	1/2"	3"
12-152*	3/4"	1"	1/2"	2-1/2"
12-154*	3/4"	1-1/4"	1/2"	3"
12-156*	3/4"	1-1/2"	1/2"	3"
12-158*	3/4"	2"	1/2"	3-1/2"
12-162*	13/16"	1-1/4"	1/2"	3"
12-168*	7/8"	1-1/4"	1/2"	3"
12-172*	1"	1-1/4"	1/2"	3"
12-178*	1-1/8"	1-1/2"	1/2"	3"
12-182*	1-1/4"	1-1/2"	1/2"	2-7/8"
12-186*	1-3/8"	1-1/4"	1/2"	3"
12-190*	1-1/2"	1-1/4"	1/2"	3"
12-194*	1-3/4"	1-1/4"	1/2"	3"

Undersized Plywood Bits

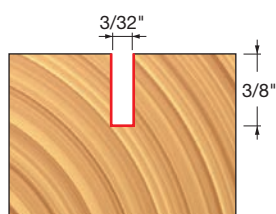
04-111**	7/32"	3/4"	1/4"	2"
04-127*	15/32"	3/4"	1/4"	2"
04-128*	15/32"	7/8"	1/4"	2-3/8"
12-114*	15/32"	1-1/4"	1/2"	2-7/8"
12-135*	19/32"	1-1/4"	1/2"	2-7/8"
12-150*	23/32"	1-1/4"	1/2"	2-7/8"

Metric Version

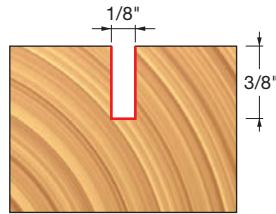
04-502**	2mm	5/32"	1/4"	1-1/2"
04-508**	3mm	5/16"	1/4"	1-3/4"
04-512**	5mm	15/32"	1/4"	2"
04-520*	10mm	1-1/4"	1/4"	2-3/8"
04-528*	12mm	1-1/4"	1/4"	2-3/8"
04-532*	15mm	3/4"	1/4"	2-1/4"
04-536*	15mm	1-1/4"	1/4"	2-5/8"
04-540*	16mm	3/4"	1/4"	2-1/4"
04-544*	16mm	1-1/4"	1/4"	2-5/8"
04-548*	18mm	3/4"	1/4"	2"
04-552*	20mm	3/4"	1/4"	2"
12-520*	10mm	1-1/4"	1/2"	2-3/4"
12-530*	12mm	1-1/4"	1/2"	2-3/4"
12-544*	16mm	1-1/4"	1/2"	2-3/4"



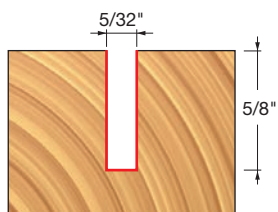
04-096



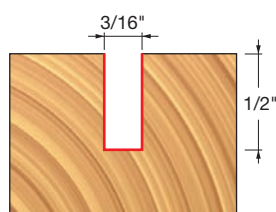
04-098



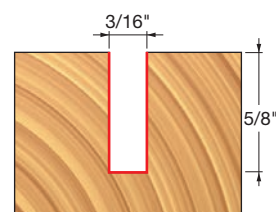
04-100



04-101



04-102



04-103

* Solid Carbide
* Eclipse Grind

** For use with Porter-Cable® Dovetail Jig #4212
Red Item Numbers Indicate 1/2" Shank

All Profile Drawings 1:1 Scale

USE IN



Table Router



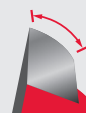
Hand Router



CNC

APPLICATION

Precise shear and hook angles for smooth finishes and end of bit relief for fast plunging in general stock removal




ECLIPSE GRIND

Freud's Eclipse Grind™ provides optimal chip clearance for less build-up; extending the life of the bit while allowing for 2x resharpenings

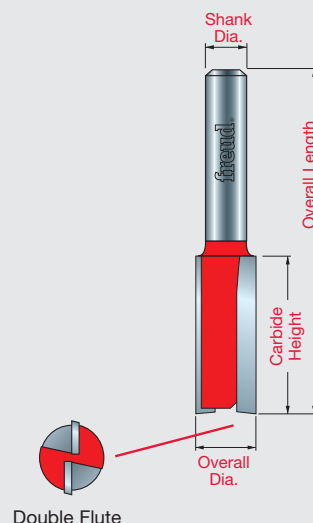
MATERIALS



Hardwood Softwood Plywood



OSB Laminate



STRAIGHT, SPIRAL & TRIM BITS



Double Flute Straight Bits

USE IN



Table Router



Hand Router



CNC

APPLICATION

Precise shear and hook angles for smooth finishes and end of bit relief for fast plunging in general stock removal



ECLIPSE GRIND

Freud's Eclipse Grind™ provides optimal chip clearance for less build-up; extending the life of the bit while allowing for 2x resharpenings

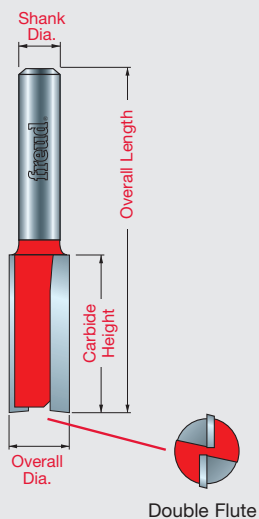
MATERIALS



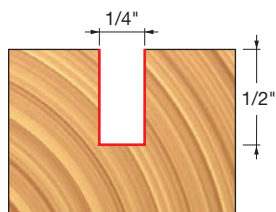
Hardwood Softwood Plywood



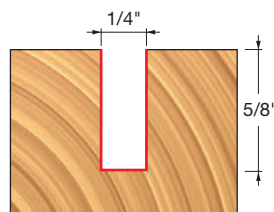
OSB Laminate



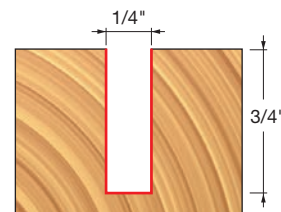
CONTINUED



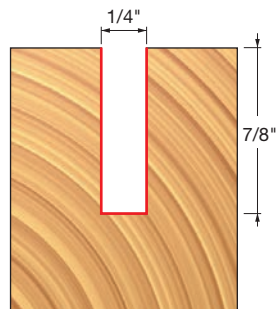
04-104



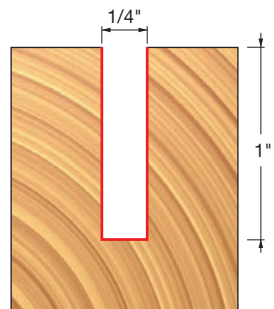
04-105



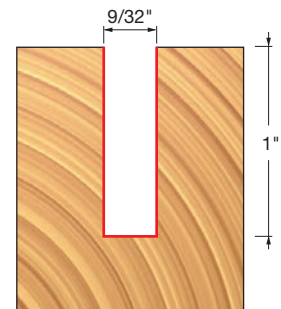
04-106 / 08-106 / 12-100



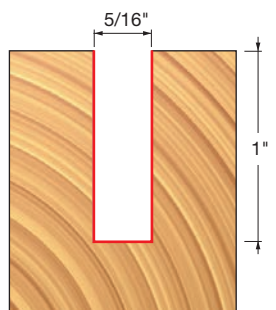
04-107 / 04-109 / 12-102



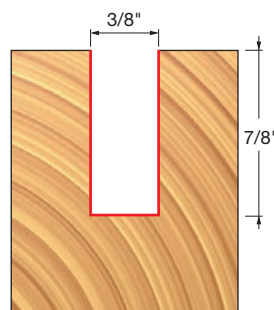
04-108 / 04-110



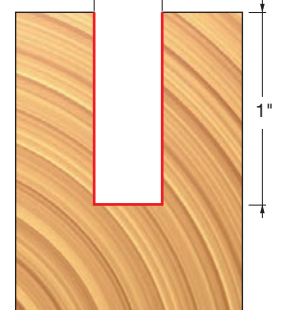
04-112



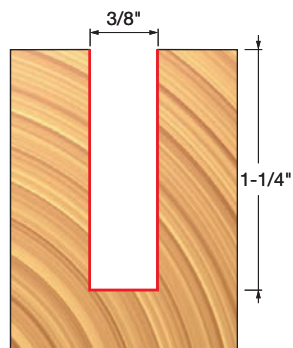
04-118 / 12-106



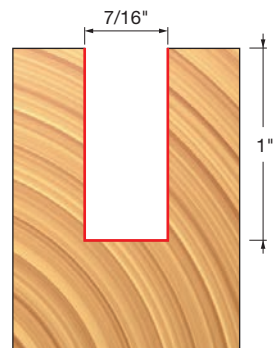
04-120



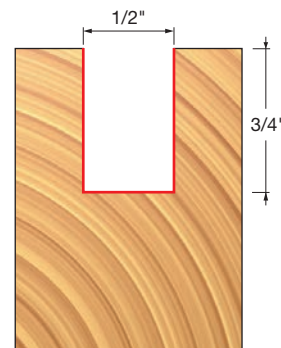
04-124 / 08-124 / 12-108



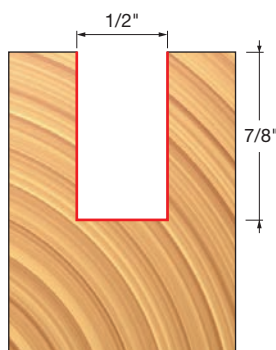
04-126 / 12-110



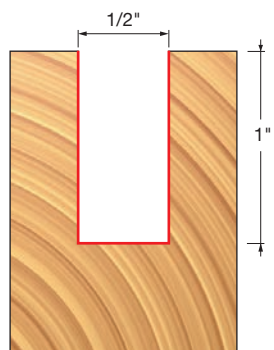
04-129



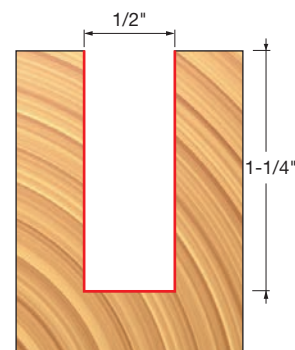
04-130



04-131



04-132 / 08-132 / 12-116



04-133 / 12-118

* Solid Carbide

Red Item Numbers Indicate 1/2" Shank

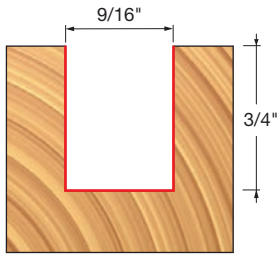
All Profile Drawings 1:1 Scale

Double Flute Straight Bits

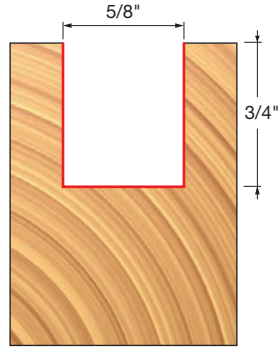


STRAIGHT, SPIRAL & TRIM BITS

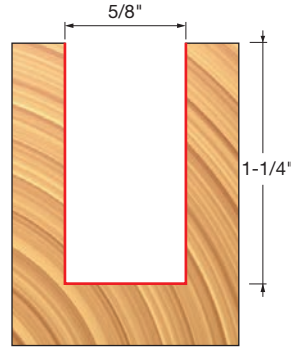
CONTINUED



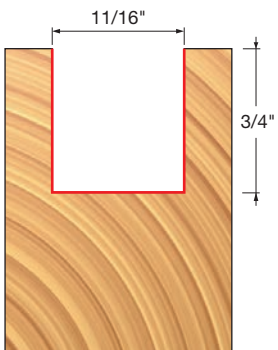
04-134



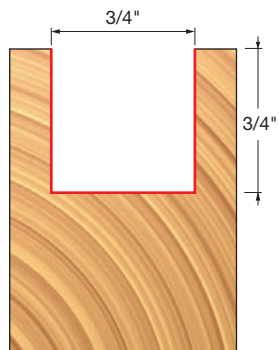
04-136



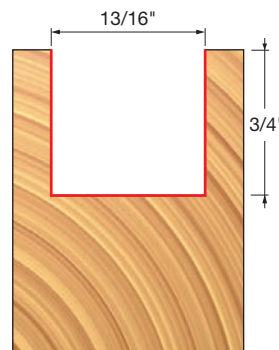
04-137 / 12-138



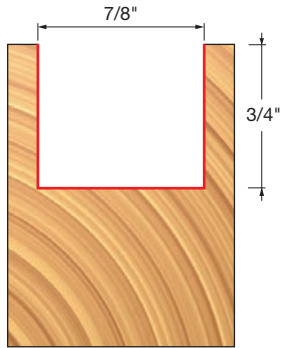
04-138



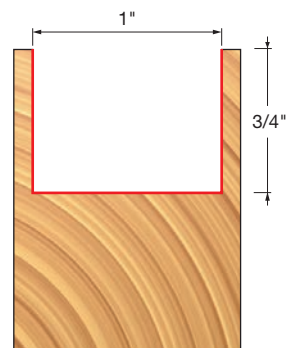
04-140



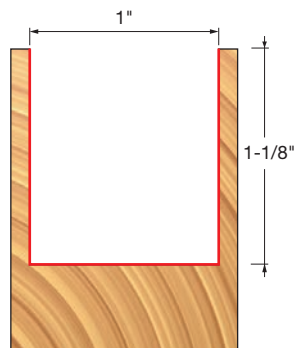
04-144



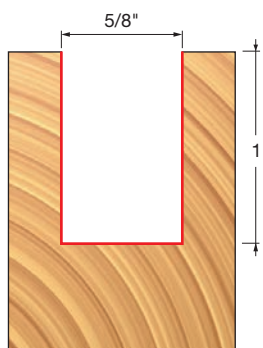
04-148



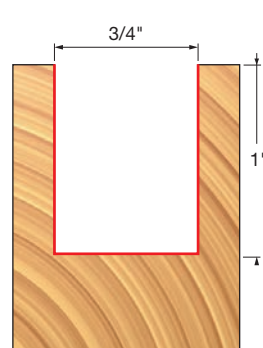
04-152



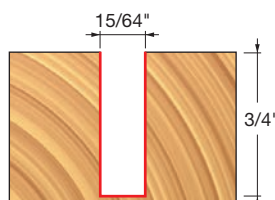
04-156



08-136 / 12-136



08-152 / 12-152



12-096

USE IN



Table Router



Hand Router



CNC

APPLICATION

Precise shear and hook angles for smooth finishes and end of bit relief for fast plunging in general stock removal



ECLIPSE GRIND

Freud's Eclipse Grind™ provides optimal chip clearance for less build-up; extending the life of the bit while allowing for 2x resharpenings

MATERIALS



Hardwood

Softwood

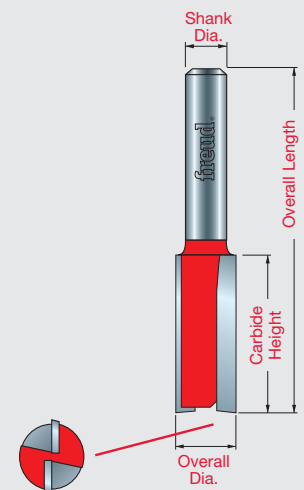
Plywood



OSB



Laminate



Double Flute

* Solid Carbide

Red Item Numbers Indicate 1/2" Shank

All Profile Drawings 1:1 Scale

STRAIGHT, SPIRAL & TRIM BITS

Double Flute Straight Bits

USE IN



Table Router



Hand Router



CNC

APPLICATION

Precise shear and hook angles for smooth finishes and end of bit relief for fast plunging in general stock removal



ECLIPSE GRIND

Freud's Eclipse Grind™ provides optimal chip clearance for less build-up; extending the life of the bit while allowing for 2x resharpenings

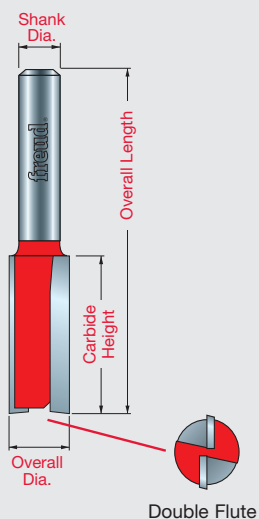
MATERIALS



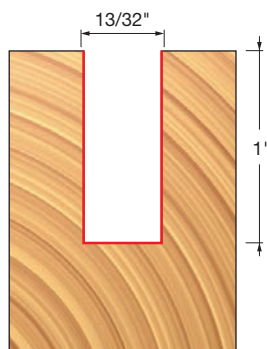
Hardwood Softwood Plywood



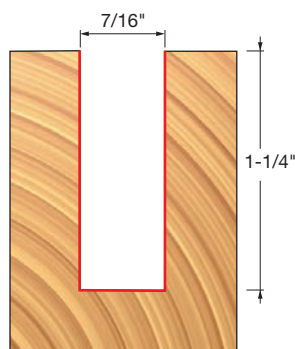
OSB Laminate



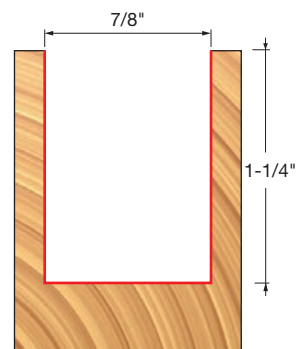
CONTINUED



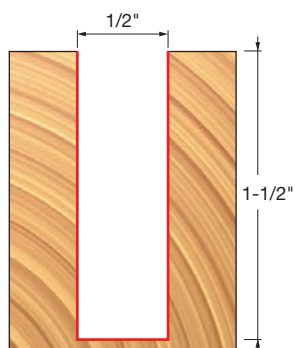
12-112




12-113



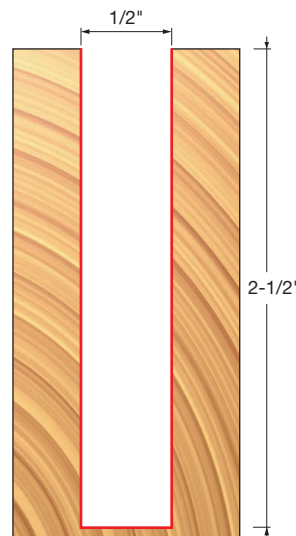
12-115 / 12-168



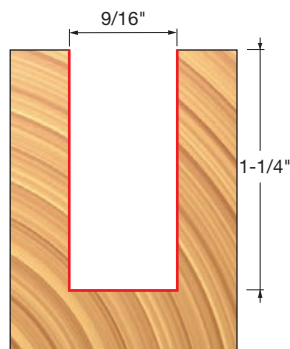
12-122 / 12-124



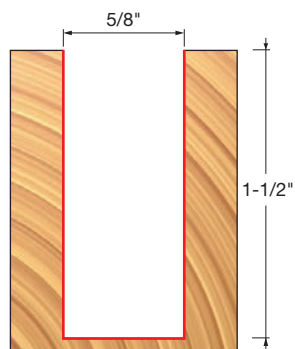
12-128




12-130



12-134



12-140



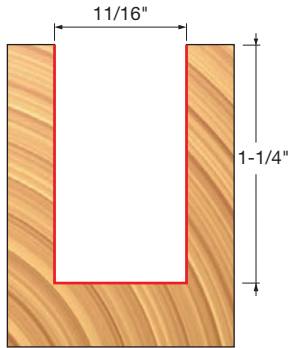
12-142

Double Flute Straight Bits

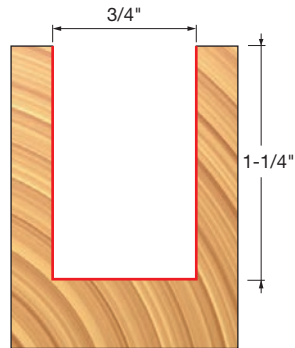


STRAIGHT, SPIRAL & TRIM BITS

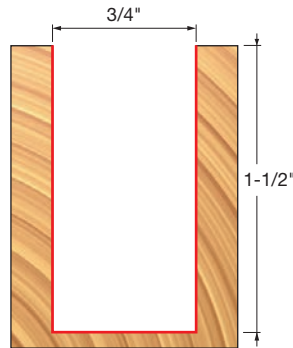
CONTINUED



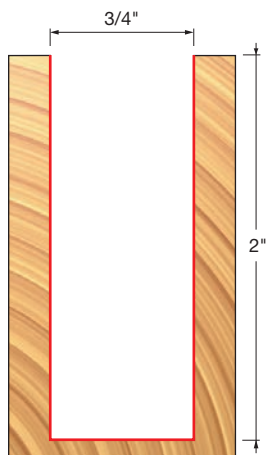
12-148



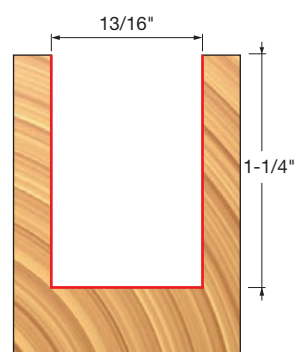
12-154



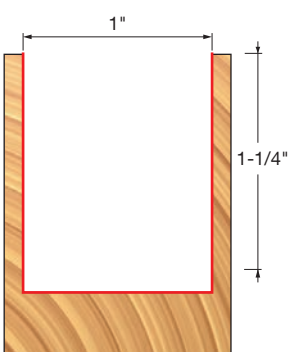
12-156



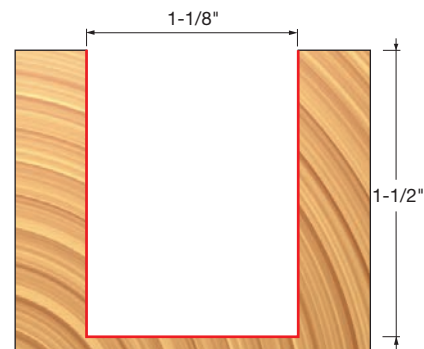
12-158



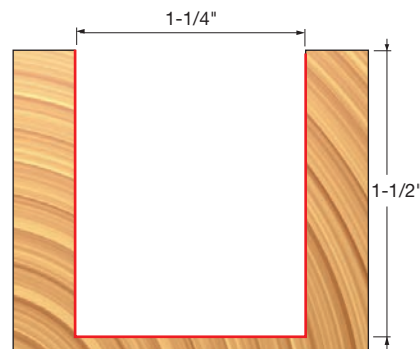
12-162



12-172



12-178



12-182

USE IN



Table Router



Hand Router



CNC

APPLICATION

Precise shear and hook angles for smooth finishes and end of bit relief for fast plunging in general stock removal




ECLIPSE GRIND

Freud's Eclipse Grind™ provides optimal chip clearance for less build-up; extending the life of the bit while allowing for 2x resharpenings

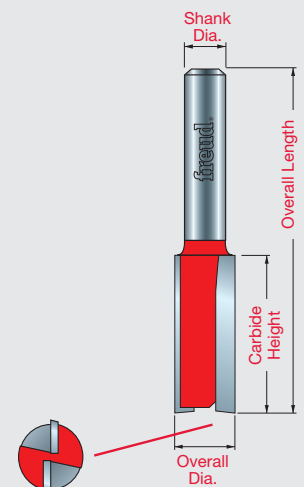
MATERIALS



Hardwood Softwood Plywood



OSB Laminate



Double Flute