



resideo

**Application Selection
and Cross-Reference
Guide**

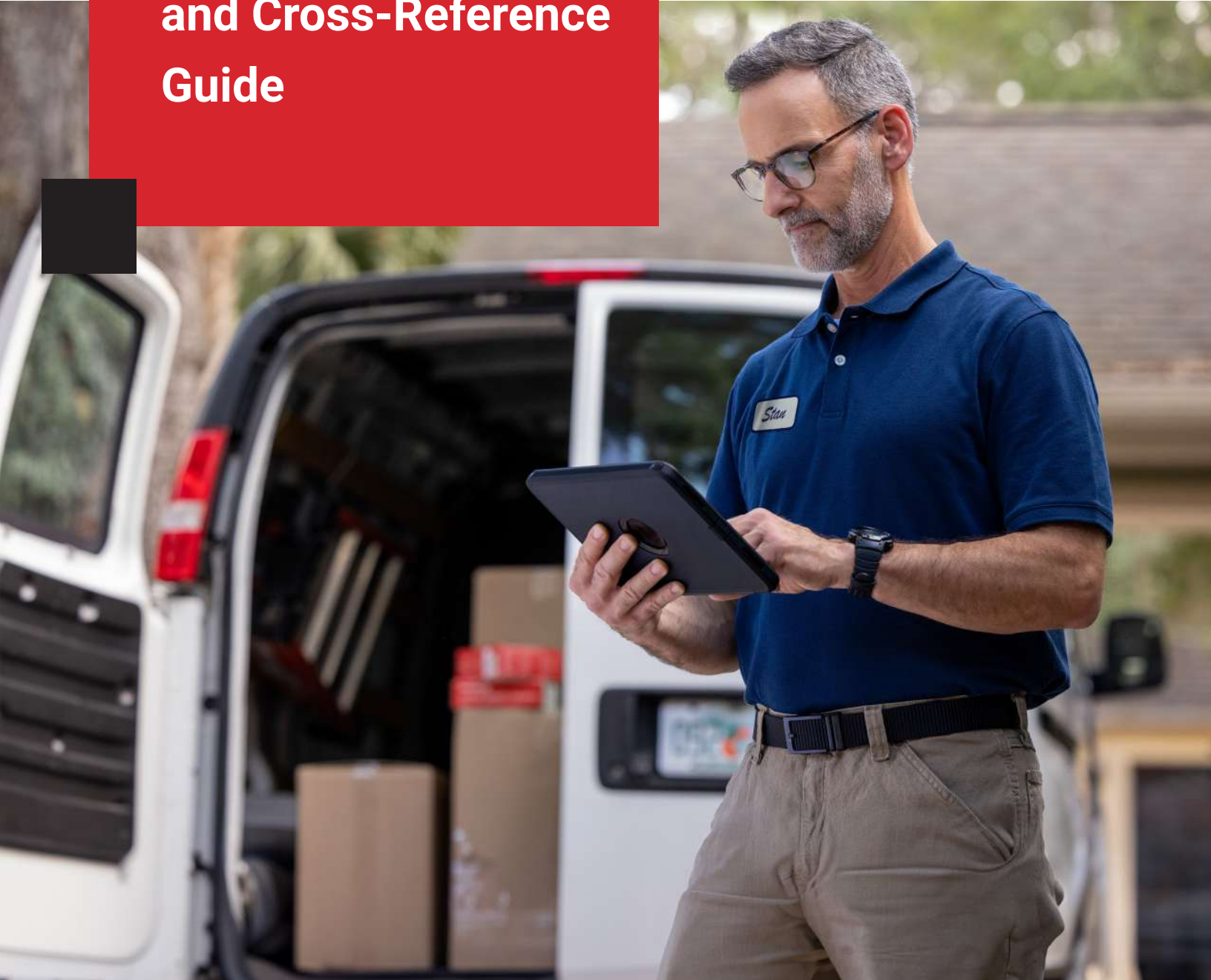


TABLE OF CONTENTS

WATER HEATER PRODUCTS

Water Heater Valves	4
---------------------	---

LEAK DETECTION PRODUCTS

L1	6
L5	7

GAS APPLIANCE PRODUCTS

Gas Valves	8
SmartValve™	11
Universal Pilot Burners	14
Thermocouples/Thermopiles	18
Ignition Modules	20
Glowfly® & Glowfly® Pro Hot Surface Igniters	23
Silicon Carbide Igniters	25
Universal Electronic Fan Timer	27
Universal Integrated Furnace Control	29
Fan and Limit Controls	35

HEAT PUMP CONTROLS

Heat Pump Defrost Control	36
---------------------------	----

OIL/HYDRONIC PRODUCTS

Oil Primaries	39
Outdoor Reset	44
Aquastat®	45
AquaPump	51

HEATING/COOLING PRODUCTS

Relays/Contactors/Transformers	54
--------------------------------	----

UNIVERSAL PRODUCTS

Time is money. Resideo's universal product portfolio gives you the right parts for the job. You and your techs complete more jobs, make fewer trips to the supply house, and can maximize your day—and your money.



Universal
Product

Residential Combustion Universal Products Recommended Inventory Guide

RECOMMENDED BRANCH INVENTORY

Product Line	Universal Service Part	U.S. Northeast	U.S. Mid-Atlantic	U.S. North-NW	U.S. South-SE	U.S. West	Canada Eastern	Canada Central - West	Direct Service Part Replacement (Gas Valves)
Ignition Controls	S9200U1000	10	10	10	10	10	6	6	
	S8610U3009	24	24	24	12	12	24	24	
	S8910U3000	10	10	10	3	6	6	6	
	Y8610U4001	4	4	4		6			
	Y8610U6006	6	6	6		6	2	2	
Igniters	Q3200U1004	20	20	20	20	20	20	20	
	Q3200U2002	6	6	6	6	6	6	6	
	Q3205U1007	20	20	20	20	20	20	20	
Warm Air Limit	ST9120U1011	12	12	12	6	6	12	8	
Thermocouple	Q340A1090	100	100	100	20	20	100	100	
Gas Valves	VR8345M4302	12	12	12	6	8	8	12	VR8304M3509
		12	12	12	6	8		12	VR8304M4507
		12	12	12	6	8		12	VR8305M3506
	VR8300M4406	12	12	12	3	6	4	6	VR8300A4508
		12	12	12	3	6		6	VR8300A3500
	VR8245M2530	3	3	6		2	6	8	VR8204A2076
		3	3	6		2		8	VR8204M1091
		3	3	6		2		8	VR8205A2024
	VR8345K4809	3	3	3					VR8205H1003
		3	3	3					VR8304H4503
	VR8345Q4563			2	NA	NA			VR8205Q2555
				2	NA	NA			VR8304Q4511
				2	NA	NA			VR8305Q4500
	VR8200A2322 (Canada)						6	10	
VR8200H1236 (Canada)						12	12		
Hydronic Controls	L7224U1002	18	18		NA	NA	12	8	
	W8735Y1000	6	6		NA	NA	6	4	
Oil Controls	R7284U1004	10	10	4	NA	NA	12	4	
Universal Pilot Burners	Q314U1001	12	6	12	6	12	12	12	
	Q345U1005	12	6	12	6	12	12	12	
	Q348U1009	12	6	12	6	12	12	12	
	Q3451U1000	12	6	12	6	12	12	12	
Universal Defrost Control	DB7110U1000	6	6	6	6	6	6	6	

WT88 SERIES GAS WATER HEATER CONTROL

Stock less. Sell more. With Resideo Water Heater Controls, only eight models are needed to replace multiple A.O. Smith, Bradford White, and Rheem controls. Consolidate your inventory while expanding your sales opportunities and capturing more business.

With nationwide availability and the easy selection process, you'll save time and make more profits per job — all while delivering great value and quality to your customers.

Service Benefits



SERVICE FOR ALL BRANDS

Models will service most water heaters manufactured in the last 10 years.



NATIONAL DISTRIBUTION

Convenient for contractors as controls are available at most leading distributors.



Product Highlights



STATUS LED

Trims repair time by up to 30 minutes.



RESETTABLE EMERGENCY TEMPERATURE CUTOFF

Reduces cost and labor time by eliminating valve replacement.



LARGER PILOT FLAME

Reduces customer callbacks.



ACCURATE TEMPERATURE SENSING

Improves comfort and eliminates scalding risk.



ANTI-SCALDING ALGORITHMS

Protects children and elderly from water exceeding the set-point.

Aftermarket SKUs	Resideo OEM Part Number	OEM part NO	OEM Part NO Replacements	OEM
WT8840A1000 1' insulation tank, 4' WC setting	WV8840A1000 WV8840A1001	222-47463-01A 222-47463-01E	415-52907-01	Bradford White
WT8840A1500 2' insulation tank, 4' WC setting	WV8840A1050 WV8840A1051	222-47463-02A 222-47463-02E	415-52907-02	Bradford White
WT8860A1000 2' insulation tank, 5' WC setting - ULN	WV8860A1009 WV8860A1010	222-48863-01	415-52915-01	Bradford White
WT8840B1000 1' insulation tank, 5' WC setting	WV8840B1042 WV8840B1109 WV8840B1110	316910-000 316910-000 321166-000	100112336 9007884005	A.O. Smith
WT8840B1500 2' insulation tank, 5' WC setting	WV8840B1059 WV8840B1117 WV8840B1118	316910-001 316910-001 321166-001	100112337 9007885005	A.O. Smith
WT8860B1000 2' insulation tank, 5' WC setting - ULN	WV8860B1309 WV8860B1310	100073010 318618-000	100093970 9007631005	A.O. Smith
WT8840C1000 1.5' insulation tank, 4' WC setting	WV8840C1406	AP16910E	SP20832E	Rheem
WT8840C1500 2' insulation tank, 4' WC setting	WV8840C1605	AP16910B	SP20832B	Rheem

LEAK DETECTION PRODUCTS

The combined water leak control technology of the L Series water control products gives your customers the ability to stop leaks before damage may occur.

L1 WiFi Water Leak and Freeze Detector

- Advanced leak awareness**
 Alerts to leaks or frozen pipes with smartphone notifications, plus alerts on-site with LED lights and a 100 dBA alarm.
- Quick Setup**
 The battery-operated device is installed near a water heater, washing machine, sink, or sump pump; then, the Resideo App guides you in connecting to your home WiFi. No hub or base is required.
- Extend the reach**
 Includes a 5-ft cable that senses water along its entire length. Cover the entire home by adding additional devices or extend the sensor cables to expand coverage up to 500-ft.
- Reusable sensor cord**
 Easily reset device after it detects water. When the cable is completely dry, plug it back in, and it's ready to use again. Or, keep extra Sensor Cables on your truck.



MODELS	DESCRIPTIONS
CHW3610W8001/U	L1 WiFi Water Leak and Freeze Detector Single Pack
YCHW3000W3003/U	L1 WiFi Water Leak and Freeze Detector Triple Pack
WLD3CABLE	WiFi Water Leak Detector Accessory Cable Sensor (5-ft)

Specifications	
Includes	Detector, 2 AA batteries, Screws, Water sensing cable
Sensor Cable	5 ft, 152 mm
Limited Warranty	2 Years

L5 WiFi Water Leak Shutoff Valve

- **Connected and in control**

The Resideo App can be setup as a water leak detection control panel with notifications, customized alerts, and pre-set shutoff locations. The wireless functionality means customers can control their home’s water from anywhere.

- **Automatic and accurate**

The Shutoff Valve shuts off the home’s water supply when it detects water via the 5-ft sensor cable attached to the device. Extend the leak detection range up to 500-ft by adding additional Sensor Cables.

- **Even better together**

Easily pair the Shutoff Valve with any Resideo WiFi Water Leak and Freeze Detectors for reliable water detection and an automatic shutoff response.

- **Be their pro**

Customers can set alerts on the Resideo App to notify you of any leak or shutoff events so you can provide the support they need right away.



MODELS	DESCRIPTIONS
VWS01Y-1/2	L5 WiFi Water Leak Shutoff Valve with ½ inch NPT ball valve, includes 1 L1 WiFi Leak Detector
VWS01Y-3/4	L5 WiFi Water Leak Shutoff Valve with ¾ inch NPT ball valve, includes 1 L1 WiFi Leak Detector
VWS01Y-1	L5 WiFi Water Leak Shutoff Valve with 1 inch NPT ball valve, includes 1 L1 WiFi Leak Detector
VWS01Y-1 1/4	L5 WiFi Water Leak Shutoff Valve with 1 ¼ inch NPT valve, includes 1 L1 WiFi Leak Detector
VWS02Y-1/2	L5 WiFi Water Leak Shutoff Valve with ½ inch NPT ball valve
VWS02Y-3/4	L5 WiFi Water Leak Shutoff Valve with ¾ inch NPT ball valve
VWS02Y-1	L5 WiFi Water Leak Shutoff Valve with 1 inch NPT ball valve
VWS02Y-1 1/4	L5 WiFi Water Leak Shutoff Valve with 1 ¼ inch NPT ball valve
VB-SP02Y-002	L5 WiFi Acuator

Specifications	
L5 Actuator	Connects to WiFi and controls the Valve.
Ball Valve	Lead-free. Can be installed in any orientation.
Power Supply	10-ft power adapter used to power the L5 Actuator.
Metal Clip	Connects the actuator with the water ball valve.
Leak Detection Cable	A 5-ft sensor cable is included. (Additional cables are available.)
Limited Warranty	5 Years

GAS VALVES

Resideo has taken the guesswork out of gas valve selection with our complete line of universal gas valves. Contractors appreciate the reliability, ease of installation and time saved by carrying a select few gas valves on their truck. Carrying Resideo Universal gas valves on each truck reduces the amount of inventory needed so technicians can complete the job in one trip.

VR8345/VR8245

UNIVERSAL ELECTRONIC IGNITION GAS VALVE

- Wide-capacity controls for almost any IP, HSI or DSI gas-fired appliances
- Compact fit simplifies field replacement
- Use with 24 Vac, 50/60 Hz, heating appliances, using natural, manufactured or LP gas
- Use the VR8345Q for a two-stage application, VR8345M for a standard and VR8345K for a slow-opening application
- Capacities from 20 to 200 (VR8245) cfh or 30 to 415 (VR8345) cfh natural gas
- Dual-redundant gas valve design



VR8215

DIRECT IGNITION GAS VALVE

- Combination gas controls for use in 24 Vac, 50/60 Hz, direct ignition, gas fired appliances
- Capacities from 15 to 200 cfh natural gas
- VR8215S for a single stage standard opening application; VR8215T for a single stage slow opening application
- Adjustable mounting
- 2.3 inch swing radius
- Dual-redundant gas valve



VR8300

UNIVERSAL STANDING PILOT GAS VALVE

- Combination gas controls for use in 24 Vac, 50/60 Hz, gas-fired, standing pilot appliances with capacities from 30 to 300 cfh natural gas
- Includes safety shutoff, manual valve, two automatic operators, pressure regulator and pilot adjustment
- Replacement for most Resideo and competitive standing pilot valve models
- Dual-redundant gas valve design



Gas Valves Selection Guide

TRADE REPLACEMENTS*

SPECIFICATIONS

ACCESSORIES INCLUDED

Universal Service Part	Direct Service Part Replacement	Opening Characteristics (standard, step)	Inlet/Outlet Size (in.)	Pressure Regulator Setting (psi)	Temperature Range	Q340 Thermocouple	3/4" x 1/2" Reducer Bushing	Natural to LP Conversion Kit	3/4" Straight Flange	1/2" x 3/8" Reducer Bushing	Remote Rod Adapter
VR8345M4302	VR8345M4302	Standard	3/4 x 3/4	3.5 in. wc (0.87 kPa)	-40° to 175° F (-40° to 79° C)	None	Two	One	None	None	None
	VR8304M3509	Standard	1/2 x 3/4	3.5 in. wc (0.87 kPa)	-40° to 175° F (-40° to 79° C)	None	One	One	None	None	None
	VR8304M4507	Standard	3/4 x 3/4	3.5 in. wc (0.87 kPa)	-40° to 175° F (-40° to 79° C)	None	Two	One	None	None	None
	VR8305M3506	Standard	1/2 x 3/4	3.5 in. wc (0.87 kPa)	-40° to 175° F (-40° to 79° C)	None	One	One	One	None	None
VR8345K4809	VR8345K4809	Slow	3/4 x 3/4	3.5 in. wc (0.87 kPa)	-40° to 175° F (-40° to 79° C)	None	Two	One	None	None	None
	VR8205H1003	Slow	1/2 x 1/2	3.5 in. wc (0.87 kPa)	0° to 175° F (-18° to 79° C)	None	None	None	None	None	None
	VR8304H4503	Slow	3/4 x 3/4	3.5 in. wc (0.87 kPa)	0° to 175° F (-18° to 79° C)	None	None	One	None	None	None
VR8345Q4563	VR8345Q4563	2-Stage	3/4 x 3/4	1.7 in. wc Low Fire; 3.5 in. wc High Fire	-40° to 175° F (-40° to 79° C)	None	Two	One	None	None	None
VR8245M2530	VR8245M2530	Standard	1/2 x 1/2	3.5 in. wc (0.87 kPa)	-40° to 175° F (-40° to 79° C)	None	None	One	None	One	None
	VR8204A2076	Standard	1/2 x 1/2	3.5 in. wc (0.87 kPa)	0° to 175° F (-18° to 79° C)	None	None	One	One	One	None
	VR8204M1091	Standard	1/2 x 1/2	3.5 in. wc (0.87 kPa)	-40° to 175° F (-40° to 79° C)	None	None	One	One	One	None
	VR8205A2024	Standard	1/2 x 1/2	3.5 in. wc (0.87 kPa)	0° to 175° F (-18° to 79° C)	None	None	One	One	One	None
VR8215	VR8215S1503	Standard	1/2 x 1/2	3.5 in. wc (0.87 kPa)	-40° to 175° F (-40° to 79° C)	None	None	One	None	None	None
	VR8215T1502	Slow	1/2 x 1/2	3.5 in. wc (0.87 kPa)	-40° to 175° F (-40° to 79° C)	None	None	One	None	None	None
VR9205Q	VR9205Q1507	2-stage	1/2 x 1/2	1.7 in. wc (0.42 kPa) low; 3.5 in. wc (0.87 kPa) high	-40° to 175° F (-40° to 79° C)	None	None	One	None	None	None
VR8300M4406	VR8300M4406	Standard	3/4 x 3/4	3.5 in. wc (0.87 kPa)	-40° to 175° F (-40° to 79° C)	None	Two	One	None	None	None
	VR8300A4508	Standard	3/4 x 3/4	3.5 in. wc (0.87 kPa)	0° to 175° F (-18° to 79° C)	None	Two	One	None	None	None
	VR8300A3500	Standard	1/2 x 3/4	3.5 in. wc (0.87 kPa)	0° to 175° F (-18° to 79° C)	None	One	One	None	None	None
	VR8200A2124	Standard	1/2 x 1/2	3.5 in. wc (0.87 kPa)	0° to 175° F (-18° to 79° C)	One	None	One	One	One	None
	VR8200A2132	Standard	1/2 x 1/2	3.5 in. wc (0.87 kPa)	0° to 175° F (-18° to 79° C)	None	None	One	One	One	None
	VR8200A2744	Standard	1/2 x 1/2	3.5 in. wc (0.87 kPa)	0° to 175° F (-18° to 79° C)	None	None	One	One+One Elbow	One	None

*Double check specifications before replacement.

All piloted valves have a 1/4" compression fitting. All the VR valves come set for natural gas, but can be converted to LP gas. All the VR valves have inlet and outlet pressure taps.

COMPETITIVE REPLACEMENT

Universal Service Part	Direct Service Part Replacement	Resideo	White-Rodgers	Robertshaw
VR8345M4302	VR8345M4302		36E36-304, 36C68-423, 36H32-423	
	VR8304M3509	VR8304M2501		
	VR8304M4507	VR8304M4002, VR8304M4804		
	VR8305M3506	VR8305M4066, VR8305M4165, VR8305M4231	36G22-214, 36C68-423	720-051 (7200DER)
VR8345K4809	VR8345K4809	VR8304K3808, VR8304K4806, VR8304K4814, VR8305K4233, VR8205H2605, VR8305H4013, VR8305H4039	36E98-304, 36E24-214, 36E52-214	700-052
	VR8304H4503	VR8204H1006, VR8204H1055		720-070 (7200IPER-S7C), 720-071 (7200IPER-S7C), 720-072 (7200IPER-S7C), 720-073 (7200IPER-S7C)
VR8345Q4563	VR8345Q4563	VR8205Q2381, VR8205Q2555, VR8205Q2662, VR8205Q2746, VR8205Q2787, VR8304Q4453, VR8304Q4511, VR8305Q4138, VR8305Q4146, VR8305Q4195, VR8305Q4500	36C76-406, 36C76-420, 36C76-463 36D13-208, 36D13-405, 36E54-214, 36E96-314, 36G54-214	720-082 (7200IPER2-4)
VR8245M2530	VR8245M2530	VR8204A2852, VR8205M1080, VR8205M1106, VR8205M2310, VR8205M2443, VR8205M2450, VR8205M2476	36E36-304, 36E22-214	720-079 (7200IPER), 720-080 (7200IPER-LP) 722-079 (2000IPERHC)
	VR8204A2076	VR8204A1201, VR8204A1219, VR8204A2001, VR8204A2035, VR8204A2043, VR8204A2175, VR8204A2183, VR8204A2241, VR8204A2225, VR8204A2803		
	VR8204M1091	VR8204M1075, VR8204M1232	36E01-204, 36E01-205, 36E01-206, 36E01-305, 36E93-304	
	VR8205A2024	VR8205A2008, VR8205A2081	36G22-214, 36J22-214	722-051 (2000DERHC), 720-051
VR8215S1503	VR8215S1503	VR8205S2262, VR8205S2270, VR8205S2296, VR8205S2338, VR8205S2353, VR8205S2361, VR8205S2379, VR8205S2395, VR8205S2437, VR8205S2858, VR8205S2882, VR8205S5802, VR8205S5828, VR8205S5836, VR8205S5844, VR8215S1222, VR8215S1263, VR8215S5207, VR8215S5215, VR8205A2008, VR8205A2016, VR8205A2024, VR8205A2065, VR8205A2081, VR8205A2131, VR8205A2263, VR8205A2800, VR8205M1080, VR8205M1106, VR8205M1122, VR8205M1130, VR8205M1148, VR8205M1155, VR8205M1163, VR8205M2310, VR8205M2401, VR8205M2476, VR8205M2484, VR8205M2831, VR8205M2864, VR8205M2872, VR8205M2880, VR8205M5024, VR8205M5032	36G22-214, 36J22-214, 36G22-207, 36B22-254	
VR8215T1502	VR8215T1502	VR8205H1003, VR8205H1011, VR8205H2605, VR8205H2621, VR8205K1157, VR8205K1173, VR8205K2247, VR8205K2593, VR8205K2619, VR8205T5801, VR8215T1205, VR8215T1239, VR8215T5206, VR8215T5214		
VR9205Q1507	VR9205Q1507	VR9205Q1006, VR9205Q1010, VR9205Q1028, VR9205Q1101, VR9205Q1127, VR9205Q1218		
VR8300M4406	VR8300M4406	VR8300A4003, VR8300A4011, VR8300A4037, VR8200A2827, VR8300A4045, VR8300A4557, VR8300A4565	36C03-400, 36C03-433	700-400
	VR8300A4508	VR8300A4003, VR8300A4011, VR8300A4037, VR8300A4045, VR8300A4557, VR8300A4565	36EC01-405	700-400, 720-406 (7200ER)
	VR8300A3500	VR8300A3104, VR8300A3120, VR8300A3153, VR8300A3161, VR8300A3203, VR8300A3559, VR8300A3567, VR8300A3575	36C03-300, 36C03-258	720-404 (7200ER), 720-400, 720-402
	VR8200A2124	VR8200A2009, VR8200A2082, VR8200A2116, VR8200A2215, VR8200A2264, VR8200A2322, VR8200A2348		720-400 (7200ER), 720-402 (7200ER)
	VR8200A2132	VR8200A2009, VR8200A2082, VR8200A2116, VR8200A2215, VR8200A2264, VR8200A2322, VR8200A2348		720-400 (7200ER), 720-402 (7200ER)
	VR8200A2744	VR8200A2322		

SMARTVALVE® SYSTEM CONTROLS

Resideo SmartValve® combines gas flow control and electronic ignition into a single unit, providing safety and simplified wiring and appliance construction. You'll find Resideo SmartValves on equipment ranging from furnaces, water heaters, boilers and rooftops to infrared heaters, cooking units and much more.

SMARTVALVE®

- Covers the full range of opening characteristics (slow, normal, fast) and ignition systems (hot surface, hot surface pilot)
- Universal kits include natural to LP conversion and 3/4" to 1/2" bushings
- Universal family increases service efficiency and reduces truck and warehouse inventory
- Diagnostic Testers; Input Voltage Harnesss: 396085; Flame current test tool: 32324947-00A



Q3450C1185/Q3450C2092 SMARTVALVE® PILOT BURNER

The Q3450 SmartValve® pilot burners provide pilot flame ignition and sensing for SmartValve® intermittent pilot systems. They consist of replaceable igniter-flame rod assembly, bracket assembly, pilot target, ground electrode, orifice assembly, compression fitting and spring clip. The igniter lights the pilot burner. The flame rod proves the pilot flame and the pilot flame lights the main burner.


- Used with SV9500/SV9600 SmartValve® System
- Replaceable Igniter-Flame Rod Assembly (Q3400A)
- Integral keyed plug provides quick, convenient connection of igniter and sensor to SV9500/SV9600
- Q3450 has front, 20 degree right, or 20 degree left facing tip
- Natural and LP gas orifices available
- Variety of target styles available
- Variety of mounting brackets available



Q3400 HOT SURFACE PILOT/SENSOR ASSEMBLY

The Q3400A Igniter-Flame Rod Assembly replaces the original igniter-flame rod assembly in the Q3450 and Q3480 pilot hardware used with the SV9500 and SV9600 SmartValve® system. The Q3400A has a unique keyed plug connector that will only fit the SV9500/SV9600 systems.

- Can be replaced without removing the pilot burner
- Max temp 250° C
- Order SKU Q3400A1024



SmartValve® Control Systems Selection Guide

SPECIFICATIONS

Ignition/Application	Universal Service Part	Gas Type	Opening Characteristics	Ambient Temperature Range	Natural to LP Conversion Kit*	3/4" x 1/2" Reducer Bushings*	Extension Harness*
Intermittent HSI Pilot with Combustion Air Control and Limit Monitoring Forced Air Furnace	SV9541Q2561	Natural	2-Stage	-40° to 175° F (-40° to 79° C)	Yes	None	No
	SV9641M4510	Natural	Standard Opening	-40° to 175° F (-40° to 79° C)	Yes	Two	No
Direct Ignition, General Application	SV9510M2511	Natural	Standard Opening	-40° to 175° F (-40° to 79° C)	Yes	None	No
	SV9520M2536	Natural	Standard Opening	-40° to 175° F (-40° to 79° C)	Yes	None	No
	SV9510K2539	Natural	Slow Opening	-40° to 175° F (-40° to 79° C)	Yes	None	No
	SV9520H8513	Natural	Fast-Slow Opening	0° to 175° F (-18° to 79° C)	Yes	None	No
Intermittent HSI Pilot, General Application	SV9601M4571	Natural	Standard Opening	-40° to 175° F (-40° to 79° C)	Yes	Two	No
	SV9501M2528	Natural	Standard Opening	-40° to 175° F (-40° to 79° C)	Yes	None	No
	SV9501M8129	Natural	Fast-Fast	-40° to 175° F (-40° to 79° C)	Yes	None	Yes
	SV9502H2522	Natural	Slow Opening	0° to 175° F (-18° to 79° C)	Yes	None	Yes
	SV9602P4816	Natural	Step Opening	-40° to 175° F (-40° to 79° C)	None	Two	Yes
	SV9602P4824	Natural	Step Opening	-40° to 175° F (-40° to 79° C)	None	Two	Yes
	SV9602P4832	Natural	Step Opening	-40° to 175° F (-40° to 79° C)	None	Two	Yes
	SV9602P4840	Natural	Step Opening	-40° to 175° F (-40° to 79° C)	None	Two	Yes

*Products included.

SPECIFICATIONS

CROSS REFERENCE

Universal Service Part	OEM Brands	Replaces
SV9541Q2561	ICP, Heil, Tempstar, Arcoaire, Comfortmaker, KeepRite	SV9540Q2464, SV9541Q3098
SV9641M4510	ICP, Heil, Tempstar, Arcoaire, Comfortmaker, KeepRite, Mestek, Slant/Fin	SV9541M2094, SV9540M2229, SV9540M2260, SV9640M4116, SV9640M4124, SV9540M2278, SV9540M2245, SV9640M3126, SV9640M4132
SV9510M2511	Modine	SV9510M2347, SV9510M2362, SV9410M2902, SV9510M2412, SV9510M2354, SV9410M2910, SV9510M2388, SV9510M2420
SV9520M2536		SV9420M2331, SV9520M24031, SV9420M2323
SV9510K2539	Roberts Gordon	SV9510H2228, SV9510K2133, SV9510K2158, SV9510K2141, SV9510K2166
SV9520H8513	Armstrong, Concord, AirEase	SV9520H8042, SV9520H8034, SV9520H8067, SV9520H8026
SV9601M4571		SV9601M4167, SV9601M3003, SV9601M4225
SV9501M2528	ICP, Heil, Tempstar, Arcoaire, Comfortmaker, KeepRite	SV9501M2056, SV9501M2080, SV9501M2718, SV9501M2726, SV9501M2031, SV9501M2049, SV9501M2239, SV9501M2700, SV9501M2734, SV9501M2742, SV9501M2064
SV9501M8129		SV9501M8103
SV9502H2522	Laars, Utica, Armstrong, Concord, AirEase	SV9501H3415, SV9501H2417, SV9501H2409, SV9502H1706, SV9502H2704, SV9501H3423, SV9501H2425
SV9602P4816	Burnham, ICP, Heil, Tempstar, Arcoaire, Comfortmaker, KeepRite	SV9501P2004, SV9601P4107, SV9501P2053, SV9502P2101, SV9602P4105
SV9602P4824	Burnham	SV9501P2087, SV9601P4172, SV9502P2127, SV9602P4121
SV9602P4832	Burnham	SV9501P2020, SV9501P2046, SV9601P4149, SV9601P4164, SV9502P2119, SV9502P2135, SV9602P4113, SV9602P4139
SV9602P4840		SV9601P4115

UNIVERSAL PILOT BURNERS

Resideo has made replacing pilots easy with universal pilot burners. Now four pilots replace over 120 so you can finish the job on the first trip. Reducing costs and making you more money.

When selecting universal pilot burners for your next job, look for these Resideo features:

- For use in Natural and LP applications
- Peel-N-Seal Packaging label with cross reference and installation instructions on outside of packaging

Q314U1001 STANDING PILOT

- Target-style pilot burner
- Three position adjustable hood

Comes with:

- Natural and LP orifices (BCR-18, BBR-10)
- Low BTU Hood with low BTU orifices (CAR-12, CAR-13, BBR-8)
- 1/4" and 1/8" compression fitting
- A mounting adapter bracket



Q345U1005 INTERMITTENT PILOT

- Target-style pilot burner
- Three position adjustable hood

Comes with:

- Natural and LP orifices (BCR-20, BCR-18, BBR-12, BBR-11)
- 1/4" and 1/8" compression fitting
- A mounting adapter bracket



Q348U1009 INTERMITTENT PILOT

- 1" Batwing-style pilot burner

Comes with:

- Natural and LP orifices (NE22, KF24, A26, KR14),
- 1/4" and 1/8" compression fitting
- A mounting adapter bracket



Q3451U1000 INTERMITTENT PILOT

- Target-style pilot burner with integral ignition lead
- Three position adjustable hood

Comes with:

- Natural and LP orifices (BCR-20, BCR-18, BBR-12, BBR-11, BCR-10)
- 1/4" and 1/8" compression fitting
- Igniter with 36" lead length
- Igniter with 55" lead length and fiberglass sleeve



Universal Pilot Burners Cross Reference

Q314U1001 REPLACES

Model Number	Hood	Hood Angle	Orifice	Gas Type	Compression Fitting	Auxiliary Bracket
Q314A3471	As Shipped	As Shipped (L) Left	As Shipped	NAT	1/8"	No
Q314A3513	As Shipped	(F) Front	As Shipped	NAT	As Shipped (1/4")	Yes
Q314A3547	As Shipped	As Shipped (L) Left	As Shipped	NAT	As Shipped (1/4")	Yes
Q314A3679	As Shipped	As Shipped (L) Left	As Shipped	NAT	As Shipped (1/4")	No
Q314A3687	As Shipped	(F) Front	As Shipped	NAT	As Shipped (1/4")	No
Q314A3703	As Shipped	As Shipped (L) Left	Green = BB-10 (0.010 in.)	LP	As Shipped (1/4")	No
Q314A3729	As Shipped	(K) Right	As Shipped	NAT	As Shipped (1/4")	No
Q314A3737	As Shipped	(F) Front	As Shipped	NAT	As Shipped (1/4")	No
Q314A3802	As Shipped	(F) Front	Green = BB-10 (0.010 in.)	LP	As Shipped (1/4")	No
Q314A3828	As Shipped	(F) Front	Green = BB-10 (0.010 in.)	LP	As Shipped (1/4")	No
Q314A4586	As Shipped	(F) Front	Check Application	Check Application	As Shipped (1/4")	Check Application
Q314A6094	As Shipped	As Shipped (L) Left	Check Application	Check Application	As Shipped (1/4")	Check Application
Q314A6102	As Shipped	(K) Right	Check Application	Check Application	As Shipped (1/4")	Check Application
Q314A6557	As Shipped	(F) Front	As Shipped	NAT	As Shipped (1/4")	No
Q314A6631	As Shipped	(F) Front	As Shipped	NAT	1/8"	No
Q314A6862	As Shipped	(F) Front	Check Application	Check Application	Check Application	No
Q314A6946	As Shipped	As Shipped (L) Left	As Shipped	NAT	As Shipped (1/4")	No
Q314A6953	As Shipped	As Shipped (L) Left	Green = BB-10 (0.010 in.)	LP	As Shipped (1/4")	No
Q314A6961	As Shipped	(K) Right	As Shipped	NAT	As Shipped (1/4")	No
Q314A9015	As Shipped	(K) Right	As Shipped	NAT	As Shipped (1/4")	Yes
Q314AFA	As Shipped	(F) Front	Check Application	Check Application	Check Application	Yes
Q314AFB	As Shipped	(F) Front	Check Application	Check Application	Check Application	No
Q314AFK	As Shipped	(F) Front	Check Application	Check Application	Check Application	No
Q314AKA	As Shipped	(K) Right	Check Application	Check Application	Check Application	Yes
Q314AKB	As Shipped	(K) Right	Check Application	Check Application	Check Application	No
Q314ALA	As Shipped	As Shipped (L) Left	Check Application	Check Application	Check Application	Yes
Q314ALB	As Shipped	As Shipped (L) Left	Check Application	Check Application	Check Application	No
Q314U1001	Check Application	Check Application	Check Application	Check Application	Check Application	Check Application
Q350A1065	Low BTU Hood	(F) Front	Pink = CAR-12 (0.012 in.)	NAT	As Shipped (1/4")	No
Q350A1222	Low BTU Hood	(L) Left	Pink = CAR-12 (0.012 in.)	NAT	As Shipped (1/4")	No
Q350A1271	Low BTU Hood	(K) Right	Lt. Blue = CA-13 (0.013 in.)	NAT	As Shipped (1/4")	No
Q350A1305	Low BTU Hood	(K) Right	Pink = CAR-12 (0.012 in.)	NAT	As Shipped (1/4")	No
Q350A1321	Low BTU Hood	(L) Left	Pink = CAR-12 (0.012 in.)	NAT	As Shipped (1/4")	No
Q350A1545	Low BTU Hood	(L) Left	Pink = CAR-12 (0.012 in.)	NAT	As Shipped (1/4")	Yes
Q350A1644	Low BTU Hood	(L) Left	Pink = CAR-12 (0.012 in.)	NAT	1/8"	No
Q350A1677	Low BTU Hood	(L) Left	Pink = CAR-12 (0.012 in.)	NAT	1/8"	No
Q350A1859	Low BTU Hood	(K) Right	Yellow = BBF-8 (0.008 in.)	LP	As Shipped (1/4")	No
Q350A1867	Low BTU Hood	(L) Left	Yellow = BBF-8 (0.008 in.)	LP	As Shipped (1/4")	Yes
Q350A2097	Low BTU Hood	(F) Front	Lt. Blue = CA-13 (0.013 in.)	NAT	As Shipped (1/4")	No
Q350A2212	Low BTU Hood	(F) Front	Pink = CAR-12 (0.012 in.)	NAT	As Shipped (1/4")	No
Q350A2287	Low BTU Hood	(K) Right	Check Application	Check Application	Check Application	Yes
Q350AFB	Low BTU Hood	(F) Front	Check Application	Check Application	Check Application	No
Q350AFK	Low BTU Hood	(F) Front	Check Application	Check Application	Check Application	No
Q350AKA	Low BTU Hood	(K) Right	Check Application	Check Application	Check Application	Yes
Q350AKB	Low BTU Hood	(K) Right	Check Application	Check Application	Check Application	No
Q350AKK	Low BTU Hood	(K) Right	Check Application	Check Application	Check Application	No
Q350ALA	Low BTU Hood	(L) Left	Check Application	Check Application	Check Application	Yes
Q350ALB	Low BTU Hood	(L) Left	Check Application	Check Application	Check Application	No
Q350ALK	Low BTU Hood	(L) Left	Check Application	Check Application	Check Application	No

Colors refer to the colors of the label on the bag.

Universal Pilot Burners Cross Reference

Q345U1005 REPLACES

Model Number	Hood Angle	Orifice	Gas Type	Compression Fitting	Auxiliary Bracket
Q345A1008	As Shipped (L) Left	Orange = BCR-18 (0.018 in.)	NAT	As Shipped (1/4")	No
Q345A1016	As Shipped (L) Left	Gray = BBR-12 (0.012 in.)	LP	As Shipped (1/4")	No
Q345A1024	(F) Front	Orange = BCR-18 (0.018 in.)	NAT	As Shipped (1/4")	No
Q345A1065	(F) Front	Orange = BCR-18 (0.018 in.)	NAT	As Shipped (1/4")	Yes
Q345A1156	(F) Front	As Shipped	NAT	As Shipped (1/4")	No
Q345A1305	(F) Front	Orange = BCR-18 (0.018 in.)	NAT	As Shipped (1/4")	Check Application
Q345A1313	As Shipped (L) Left	Orange = BCR-18 (0.018 in.)	NAT	As Shipped (1/4")	Check Application
Q345A1321	(K) Right	Orange = BCR-18 (0.018 in.)	NAT	As Shipped (1/4")	Check Application
Q345A1446	As Shipped (L) Left	Red = BBR-11 (0.011 in.)	LP	As Shipped (1/4")	Yes
Q345A1701	(F) Front	Orange = BCR-18 (0.018 in.)	NAT	As Shipped (1/4")	No
Q345A1750	(F) Front	Orange = BCR-18 (0.018 in.)	NAT	1/8"	No
Q345A1818	As Shipped (L) Left	Orange = BCR-18 (0.018 in.)	NAT	1/8"	No
Q345A2030	As Shipped (L) Left	As Shipped	NAT	As Shipped (1/4")	No
Q345A2055	(F) Front	As Shipped	NAT	As Shipped (1/4")	No
Q345A2196	As Shipped (L) Left	As Shipped	NAT	As Shipped (1/4")	Yes
Q345A2360	As Shipped (L) Left	Orange = BCR-18 (0.018 in.)	NAT	As Shipped (1/4")	No
Q345A2386	As Shipped (L) Left	Red = BBR-11 (0.011 in.)	LP	As Shipped (1/4")	No
Q345A2402	As Shipped (L) Left	As Shipped	NAT	As Shipped (1/4")	No
Q345A2816	As Shipped (L) Left	Orange = BCR-18 (0.018 in.)	NAT	As Shipped (1/4")	No
Q345A2824	As Shipped (L) Left	Gray = BBR-12 (0.012 in.)	LP	As Shipped (1/4")	No
Q345AFA	(F) Front	Check Application	Check Application	Check Application	Yes
Q345AFB	(F) Front	Check Application	Check Application	Check Application	No
Q345AFK	(F) Front	Check Application	Check Application	Check Application	No
Q345AKB	(K) Right	Check Application	Check Application	Check Application	No
Q345ALA	As Shipped (L) Left	Check Application	Check Application	Check Application	Yes
Q345ALB	As Shipped (L) Left	Check Application	Check Application	Check Application	No
Q345U1005	Check Application	Check Application	Check Application	Check Application	Check Application

Q348A1009 REPLACES

Model Number	Orifice	Gas Type	Compression Fitting	Auxiliary Bracket
Q348A1002	As Shipped	NAT	As Shipped (1/4")	No
Q348A1010	Brown = KR14 (0.014 in.)	LP	As Shipped (1/4")	No
Q348A1101	As Shipped	NAT	As Shipped (1/4")	Yes
Q348A1226	Blue = A26 (0.026 in.)	NAT	As Shipped (1/4")	No
Q348A1275	White = KF24 (0.024 in.)	NAT	1/8"	No
Q348A1333	As Shipped	NAT	1/8"	No
Q348A1341	Brown = KR14 (0.014 in.)	LP	1/8"	No
Q348AAA	Check Application	Check Application	Check Application	Yes
Q348AAB	Check Application	Check Application	Check Application	No
Q348U1009	Check Application	Check Application	Check Application	Check Application

Colors refer to the color of the label on the bag.

Q3451U1000 REPLACES

Model Number	Hood Angle	Orifice	Gas Type	Compression Fitting	Igniter Lead
Q3451B1004	(L) Left	Orange = BCR-18 (0.018 in.)	NAT	As Shipped (1/4")	As Shipped (36" igniter)
Q3451B1079	As Shipped (F) Front	Purple = BCR-10 (0.010 in.)	LP	As Shipped (1/4")	As Shipped (36" igniter)
Q3451B1095	As Shipped (F) Front	Orange = BCR-18 (0.018 in.)	NAT	As Shipped (1/4")	As Shipped (36" igniter)
Q3451B1103	(L) Left	Orange = BCR-18 (0.018 in.)	NAT	As Shipped (1/4")	55" igniter lead packed separately
Q3451B1178	(L) Left	Orange = BCR-18 (0.018 in.)	NAT	As Shipped (1/4")	55" igniter lead packed separately
Q3451B1186	As Shipped (F) Front	Orange = BCR-18 (0.018 in.)	NAT	As Shipped (1/4")	55" igniter lead packed separately
Q3451B1194	As Shipped (F) Front	Purple = BCR-10 (0.010 in.)	LP	As Shipped (1/4")	55" igniter lead packed separately
Q3451B1236	(L) Left	Gray = BBR-12 (0.012 in.)	LP	As Shipped (1/4")	55" igniter lead packed separately
Q3451B1244	(L) Left	Orange = BCR-18 (0.018 in.)	NAT	As Shipped (1/4")	55" igniter lead packed separately
Q3451B1301	(L) Left	As Shipped (BCR-20 (0.020 in.))	NAT	As Shipped (1/4")	As Shipped (36" igniter)
Q3451B1707	(L) Left	Red = BBR-11 (0.011 in.)	LP	As Shipped (1/4")	As Shipped (36" igniter)
Q3451B1715	(L) Left	Check Application	Check Application	As Shipped (1/4")	As Shipped (36" igniter)
Q3451B2002	As Shipped (F) Front	Orange = BCR-18 (0.018 in.)	NAT	As Shipped (1/4")	As Shipped (36" igniter)
Q3451B2010	As Shipped (F) Front	Orange = BCR-18 (0.018 in.)	NAT	1/8"	As Shipped (36" igniter)
Q3451B2036	As Shipped (F) Front	Orange = BCR-18 (0.018 in.)	NAT	As Shipped (1/4")	As Shipped (36" igniter)
Q3451B2044	As Shipped (F) Front	Orange = BCR-18 (0.018 in.)	NAT	As Shipped (1/4")	55" igniter lead packed separately
Q3451B2077	As Shipped (F) Front	As Shipped (BCR-20 (0.020 in.))	NAT	As Shipped (1/4")	As Shipped (36" igniter)
Q3451B2085	As Shipped (F) Front	Gray = BBR-12 (0.012 in.)	LP	As Shipped (1/4")	As Shipped (36" igniter)
Q3451B2101	As Shipped (F) Front	Orange = BCR-18 (0.018 in.)	NAT	As Shipped (1/4")	55" igniter lead packed separately
Q3451B3018	(K) Right	Orange = BCR-18 (0.018 in.)	NAT	As Shipped (1/4")	As Shipped (36" igniter)
Q3451B3026	(K) Right	Orange = BCR-18 (0.018 in.)	NAT	1/8"	As Shipped (36" igniter)
Q3451B3067	(K) Right	Orange = BCR-18 (0.018 in.)	NAT	As Shipped (1/4")	As Shipped (36" igniter)
Q3451B3083	(K) Right	Orange = BCR-18 (0.018 in.)	NAT	As Shipped (1/4")	As Shipped (36" igniter)
Q3451BF	As Shipped (F) Front	Check Application	Check Application	Check Application	Check Application
Q3451BK	(K) Right	Check Application	Check Application	Check Application	Check Application
Q3451BL	(L) Left	Check Application	Check Application	Check Application	Check Application
Q3451K2002	As Shipped (F) Front	As Shipped (BCR-20 (0.020 in.))	NAT	As Shipped (1/4")	55" igniter lead packed separately
Q3451K2010	As Shipped (F) Front	Gray = BBR-12 (0.012 in.)	LP	As Shipped (1/4")	55" igniter lead packed separately
Q3451K2028	As Shipped (F) Front	As Shipped (BCR-20 (0.020 in.))	NAT	As Shipped (1/4")	55" igniter lead packed separately
Q3451KF	As Shipped (F) Front	Check Application	Check Application	Check Application	Check Application
Q3451U1000	Check Application	Check Application	Check Application	Check Application	Check Application

Colors refer to the colors of the label on the bag.

THERMOCOUPLES/THERMOPILES

With easy installation, reliable performance and built for long-haul, Resideo's thermocouples and thermopiles work for nearly all pilot generated millivolt applications.

When selecting a thermocouple or thermopile for your next job, look for these Resideo features:

- Variety of lead lengths
- Easy installation
- Many accessories included
- Durability



Thermocouples Selection Guide

Lead Length (in.)	Universal	Direct Replacement	White-Rodgers	Robertshaw	Husky	Johnson Controls
18	Q340A1066	Q390A1095	H06E-518, H06E-18	1970-18	K16BT-18	K19AT-18
24	Q340A1074	Q390A1046	H06E-524, H06E-24	1970-24 1980-24	K16BT-24	K19AT-24
30	Q340A1082	Q390A1053	H06E-530, H06E-30	1970-30	K16BT-30	K19AT-30
36	Q340A1090	Q390A1061	H06E-536, H06E-36	1970-36 1980-36	K16BT-36	K19AT-36
48	Q340A1108	Q390A1103	H06E-548, H06E-48	1970-48	K16BT-48	K19AT-48

Thermopiles Selection Guide

Lead Length (in.)	Universal	Direct Replacement	Connection	Length (in.)	Includes
35	Q313U3000	Q313U3000	Spade Terminal	35"	Push-In clip, PG9 adapter, 1/2" attaching nut, Split nut, spade to QC adapter
		Q313A1022	Spade Terminal	35"	7/16" attaching nut
		Q313A1139	Spade Terminal	35"	Push-In clip, spade to QC adapter
		Q313A1170	Spade Terminal	35"	PG9 adapter, 7/16" attaching nut
		Q313A1188	Spade Terminal	35"	Push-In clip, 1/2" attaching nut, Split nut, Spade to QC adapter
47	Q313A1055	Q313A1055	Spade Terminal	47"	1/2" attaching nut, 7/16" attaching nut

Q313

REPLACEMENT THERMOPILE

- Variety of lead lengths
- Push-in clip, split nut and adapter assembly included
- Spade Terminals for connection to gas valve.
- Generates 750 mV in a millivolt heating system



Q340A

UNIVERSAL THERMOCOUPLE

- The Q340A, with a maximum amount of copel, is a premium thermocouple with the long life and durability that your customers demand
- Variety of lead lengths
- Push-in clip and adapter assembly included
- Male nut connector for Pilotstat included
- Generates 30 mV in standing pilot systems



Q390A

THERMOCOUPLE

- Variety of lead lengths
- Push-in clip and adapter assembly included
- Male nut connector for Pilotstat included
- Generates 30 mV in standing pilot systems
- For situations where a utility grade thermocouple is the best solution, the Q390A is the right choice



IGNITION MODULES


Resideo ignition controls have a long history of safe and reliable performance. Grow your business while reducing inventory with universal ignition modules. A full lineup of universal replacement electronic control is available for nearly all intermittent or hot surface ignition applications from gas-fired furnaces to boilers.

When selecting ignition modules for your next job, look for these Resideo features:

- Universal application with field adjustable timings
- Flexibility for use in single-rod or dual-rod systems
- Quality, reliability and safety of field proven controls
- Simplified installation

S8610U UNIVERSAL INTERMITTENT PILOT IGNITION MODULE

- Flame voltage auto-adjusts for consistent operation
- Usable in both single-rod or dual-rod systems
- Field-selectable pre-purge and ignition trial timings
- Simple diagnostic LED helps direct service effort
- Direct pilot flame current readout with standard micro-ammeter
- Plug in vent damper connection simplifies installation
- Replaces over 400 Resideo and competitive models



S8910U UNIVERSAL HOT SURFACE IGNITION MODULE


- Replaces over 800 Resideo and competitive products
- Easy field replacement for most hot surface ignition modules
- Three-color LED and microammeter ports for easy diagnostics
- Single-rod or dual-rod systems
- Natural or LP gas



Y8610U

UNIVERSAL IP RETROFIT IGNITION SYSTEM KIT

- Use with 24 Vac gas-fired atmospheric furnaces, boiler and heating appliances
- Convert standing pilot appliance to electronic ignition
- Natural or LP gas



Ignition Modules Selection Guide

APPLICATIONS			Timings					
Universal Service Part	Ignition System	Flame Sensor	Ignition Sequence (Note 1)	Ignition Trials To Lockout (Note 1)	Ignition Trial Time	Between Trial Time	Pre-Purge	Flame Failure Response Time
S8910U3000	Line Volt Hot Surface Ignition	1 or 2 Rods	P	1 or 3 Field Selectable	4 sec. or 7 sec. Field Selectable	96 sec., 3 Trial Mode Only	32 sec. or less	1.5 sec.
S8610U3009	Intermittent Pilot	1 or 2 Rods	C	C	15 sec. or 90 sec. Field Selectable	5 Minute Delay After Failed Trial for Ignition	0 sec. or 30 sec. Field Selectable	2.0 sec. max.
Y8610U6006	Conversion for Standing Pilot	Single Rod	C	C	15 sec. or 90 sec. Field Selectable	5 Minute Delay After Failed Trial for Ignition	0 sec.	2.0 sec. max.
Y8610U4001	Conversion for Standing Pilot	Single Rod	C	C	15 sec. or 90 sec. Field Selectable	5 Minute Delay After Failed Trial for Ignition	0 sec.	2.0 sec. max.

Notes:

1. Ignition Sequence

C Continuous retry – After trial for ignition, pilot gas shuts off for five minutes, then another trial for pilot ignition takes place.

P The number of trials for ignition and trial time is determined by the selection tab. If a selection tab is not installed, the module will operate at four seconds trial time and one ignition trial.

FEATURES AND FUNCTIONS

CROSS REFERENCE


Universal Service Part	Type of Gas	Ignition Source	Typical Ignition Hardware	Included	Resideo	White-Rodgers	Robertshaw	Johnson Controls
S8910U3000	Nat or LP	Switched Line Voltage	Norton 201, Norton 271, Hot Surface Elements, Q354 Flame Rod		S89C1004, S89C1012, S89C1046, S89C1087, S89C1103, S89D1002, S89G1005, S89G1013, S89G1021, S89G1047, S89H1003, S89H1011, S89H1029, S89J1008, S89OC1007, S89OD1006, S89OG1003, S89OG1011, S89OG1029, S89OG1037, S89OH1002, S89OH1010, S89OH1028, S8910U1000	50E47-1 thru 50E47-79, 50E47-101 thru 50E47-179, 50E47-201 thru 50E47-279, 50E47-301 thru 50E47-379, 50F47-1 thru 50F47-79, 50F47-101 thru 50F47-179, 50F47-201 thru 50F47-279, 50F47-301 thru 50F47-379	HS780-17NL-104A, HS780-17NL-108A, HS780-17NL-304A, HS780-17NL-308A, HS780-17NR-104A, HS780-17NR-306A, HS780-17NR-308A, HS780-34NL-108A, HS780-34NL-304A, HS780-34NL-306A, HS780-34NL-308A, HS780-34NL-312A, HS780-34NR-104A, HS780-34NR-306A, HS780-34NR-308A, HS780-34NR-312A, HS780-34PL-308A	
S8610U3009	Nat or LP	Internal	Q345, Q3451, Q3452	Integral Damper Connector	S86 Series, S90 Series, S8600 Series, S8610 Series, S8620 Series, S8660 Series, S8670 Series, S8680 Series	50D49-350, 50D49-360, 50D49-361, 50D50-843, 50D49-401	780-002, 780-003, 780-715, 780-735, 780-736, 780-737, 780-845, SP715, SP715A, SP735D, SP735L, USI715U, SP735, SP750 Series	CSA42, 43, 44, 45, 46, 48, 49, G60, G65, G87, G770 Series
Y8610U6006	Nat or LP	Internal	Adapter for Pilot Burner Included	VR8304M3558 Gas Valve	Y8610U3003			
Y8610U4001	Nat or LP	Internal	Adapter for Pilot Burner Included	VR8204A2142 Gas Valve				

UNIVERSAL HOT SURFACE IGNITER

Glowfly® & Glowfly® Pro hot surface igniters are about simplicity. Reduce your inventory by stocking the only hot surface igniters you'll need. For quick installation in tight chambers, use the original Glowfly® — or, when the situation calls for a larger igniter, try the Glowfly® Pro.

When selecting ignition modules for your next job, look for these Resideo features:

- Next-generation OEM silicon nitride quality for any installation
- Custom designed bracketing for universal installation
- 3-year warranty
- Avoid being caught unprepared with the unique truck-ready six-pack
- Graphic instructions provide for quick and accurate bracket selection and installation



Glowfly® Igniter

New Glowfly® Pro Igniter

Q3200U2002 GLOWFLY® SIX PACK

Q3200U1004 GLOWFLY® SINGLE PACK

Q3205U1107 GLOWFLY® PRO SINGLE PACK




Match and mount simplicity.

Simply remove the old igniter and compare it with the diagrams on Glowfly's® unique packaging guide to determine the correct mounting bracket for the job.

Six brackets. 110+ possibilities.

Every Glowfly® comes fully equipped with six custom mounting brackets that are optimized to replace over 110 igniter applications from nearly every furnace manufacturer without modification.



Igniter Bracket Replacement Cross Reference^a

Manufacturer	OEM #	Q3200U / Q3205U Bracket ^b
American Road Equipment	201W	A
Arco Air	1096048	D
	1380680	D
Armstrong Air	38322B001	A
Carrier/ Bryant/Payne	LH33B001	B or E ^c
	LH33ZS001A	B or E ^c
	LH33ZS002	B or E ^c
	LH33ZS002A	B or E ^c
	LH33ZS003	B or E ^c
	LH33ZS003A	B or E ^c
Claire Bros.	C-238	A
	C242	A
Coleman	1474-051	A
	1474-052	A
Comfort Maker	1096048	D
Detroit Radiant	201D	A
DMO Ind.	20834	A
Dornback Furnace	271Y	A
Ducane	20015201	B
Enero Tech	10399	A
Evcon	1474-051	A
	1474-052	A
Evcon Coleman	025-32625-000	B
Goodman	B1401009	D
	B1401018	C
	B1401018 S	D
HB Smith	50018	A
Heil	1096048	D
Hupp Industries	09050	A
Intercity	1009604	D
	1096048	D
Majestic	75-92-104	A
	75-92-105	A
Metzger	201N	A
	201W	A
Modine	5 76032A	C
Mor-Flo	3200618	C
	511-330-193	A
Nordyne	105141000	A
	632-0770	A
	632-0880	A
Norton/ St. Gobain	201	B
	271	B
	201D	A
	201K	A
	201L	A
	201N	A
	201R	A
	201W	A
	271N	A
	271NM	D
	271P	A
271W	A	
Raypak	600915	B
Rheem	62-22441-01	A
	90434300	B
	90436600	A

Manufacturer	OEM #	Q3200U / Q3205U Bracket ^b
Robertshaw	41-402	A
	41-403	B
	41-404	B
	41-405	A
	41-407	B
	41-408	A
	41-409	B
	41-410	A
	41-412	D
	41-418	C
Roberts Gordon	90434300	B
	90436600	A
Snyder General	1380654	B
	1380672	B
Superior Fireplace	94851	A
Tempstar	1096048	D
Trane	340039P01	A
	B138196P01	B
	B144676P01	A
	B144676P02	B
	B340039P01	A
	IGN23	A
	IGN26	B
	IGN30	B
IGN34	A	
Viessman	9302-094	A
Wayne Home Equipment	62821-001	A
	62821-002	A
Weil McLain	511-330-139	B
	511-330-190	B
	511-330-193	B
White LB	120-07549	A
White-Rodgers	767A-301	A
	767A-303	F
	767A-306	A
	767A-311	A
	767A-350	A
	767A-353	F
	767A-354	A
	767A-357	F
	767A-361	A
	767A-364	A
	767A-366	A
	767A-370	B
	767A-371	A
	767A-372	A
	767A-373	D
767A-376	B	
767A-377	A	
767A-382	B	
Williamson	9050	A
York	025-27766-000	A
	025-27774-000	A
	025-29043-000	A
	025-29050-000	A

^a Table data is correct to the best of Resideo's knowledge as of this publication's date. However, some appliances may have igniter applications that are beyond the capabilities of this kit.

^b For igniters that require brackets A, use the template to determine the tab to be removed.

^c For Carrier sealed combustion furnaces, you must use bracket E and retain the existing orange gasket for use with bracket E.

SILICON CARBIDE IGNITERS

Resideo offers a full line of 120 V direct replacement silicon carbide igniters. Q4100 igniters work with most configurations of element shapes, brackets, connectors, and lead wire lengths.

Silicon Carbide Igniters Cross Reference



Manufacturer	Part Number	Resideo Part Number
Amana	601	Q4100C9048
	10041601	Q4100C9042
	10755002	Q4100C9046
	20165703	Q4100C9054
	10735003A	Q4100C9046
	138196P01	Q4100C9056
	201657-03	Q4100C9048
	20165703S	Q4100C9048
	B1336102	Q4100C9042
	B144676P01	Q4100C9058
	B144676P02	Q4100C9052
	B340039P01	Q4100C9054
	D99182	Q4100C9042
	D9918202A	Q4100C9042
American Appliance	271B	Q4100C9050
American Road Equipment	201W	Q4100C9046
American Standard	IGN0030	Q4100C9056
American Water Heater	6901800	Q4100C9050
	6903767	Q4100C9050
	6903768	Q4100C9050
	6905032	Q4100C9046
	1096048	Q4100C9066
Arco Air	1380680	Q4100C9066
	100-9980	Q4100C9046
	38322B001	Q4100C9046
Armstrong	661923	Q4100C9042
	661925	Q4100C9050
Barnett Brass	661926	Q4100C9052
	661927	Q4100C9056
	661928	Q4100C9060
	661929	Q4100C9054
	LH33ZS001A	Q4100C9056
	Carrier/ Bryant/ Payne	LH33ZS002
LH33ZS003		Q4100C9056
LH33ZS004		Q4100C9056
Claire Brothers	C-238	Q4100C9046
	C-242	Q4100C9046
Coleman	1474-051	Q4100C9046
	1474-052	Q4100C9046
Comfort Maker	1096048	Q4100C9066
Comfort Zone	150114-04-01	Q4100C9050
Detroit Radiant	201D	Q4100C9068
DMO Industries	20834	Q4100C9046
Dornback	271W	Q4100C9046
Ducane	20015201	Q4100C9056
Eaton	F1-402	Q4100C9046
	F1-403	Q4100C9046
	F1-404	Q4100C9048
	F1-407	Q4100C9052
	FI-401	Q4100C9042
	FI-405	Q4100C9068
	FI-406	Q4100C9050
	FI-408	Q4100C9054
	FI-409	Q4100C9056
	FI-410	Q4100C9058
	FI-412	Q4100C9062

Manufacturer	Part Number	Resideo Part Number
Enerco	10399	Q4100C9046
EZFLOW	62374	Q4100C9062
Frigidaire	6320770	Q4100C9046
	6320880	Q4100C9046
	6323540	Q4100C9046
	632-3540	Q4100C9046
	RH622286893	Q4100C9046
Gemline	IG-106	Q4100C9050
	IG-107	Q4100C9062
General Electric	WG37X11	Q4100C9056
	WG37X34	Q4100C9056
Glow Core	1950001	Q4100C9050
	FY 009	Q4100C9050
	HSRK7	Q4100C9050
Goodman	B11726-06	Q4100C9046
	B1401009	Q4100C9062
	B14010-15S	Q4100C9066
Grimsby Stove	ZCO-350	Q4100C9046
GSW	71082	Q4100C9062
	86483	Q4100C9062
HB Smith	9050	Q4100C9046
	50018	Q4100C9068
	101344	Q4100C9068
	11148245	Q4100C9068
Heatmaker	2400-048	Q4100C9042
	2400-286	Q4100C9042
	2400-359	Q4100C9042
	3079-100	Q4100C9042
	9330-102	Q4100C9042
Heil-Quaker	1001344	Q4100C9068
	1009604	Q4100C9062
	1009648	Q4100C9062
	1096048	Q4100C9066
	1148145	Q4100C9068
	10096047	Q4100C9062
Integra	3260618	Q4100C9046
Intercity	1009604	Q4100C9062
	1096048	Q4100C9066
Janitrol Goodman	0230K00001	Q4100C9048
	B1401009	Q4100C9062
	B1401015S	Q4100C9066
	B1401018	Q4100C9066
	B140109S	Q4100C9066
LB White	120-07549	Q4100C9046
Lennox	36N77	Q4100C9056
	36N7701	Q4100C9056
	96P01	Q4100C9042
	96P0101	Q4100C9042
	98P77	Q4100C9068
	98P78	Q4100C9054
Lochinvar	LCVT27021G	Q4100C9050
	PLT2702	Q4100C9050
Luxaire	25326250000	Q4100C9046
Maddox	201	Q4100C9056
Majestic	75-92-104	Q4100C9046
	75-92-105	Q4100C9046
Metzger	201N	Q4100C9046
	201W	Q4100C9046

Manufacturer	Part Number	Resideo Part Number	
Mor-Flo	3200580	Q4100C9050	
	3200618	Q4100C9046	
	3210401	Q4100C9050	
Nordyne	105141000	Q4100C9046	
	632-0770	Q4100C9046	
	632-0880	Q4100C9046	
Norton/ St. Gobain	201	Q4100C9056	
	271	Q4100C9056	
	201A	Q4100C9042	
	201B	Q4100C9050	
	201D	Q4100C9068	
	201J	Q4100C9050	
	201K	Q4100C9046	
	201L	Q4100C9046	
	201M	Q4100C9050	
	201N	Q4100C9046	
	201P	Q4100C9046	
	201R	Q4100C9046	
	201W	Q4100C9046	
	201Y	Q4100C9050	
	271A	Q4100C9042	
	271M	Q4100C9048	
	271M	Q4100C9050	
	271M	Q4100C9056	
	271N	Q4100C9046	
	271NM	Q4100C9062	
	271NM	Q4100C9066	
	271P	Q4100C9068	
	271Q	Q4100C9042	
	271W	Q4100C9046	
	271Y	Q4100C9050	
	MB258909	Q4100C9042	
	MB258910	Q4100C9056	
	MB258911	Q4100C9046	
	MB258912	Q4100C9048	
	MB457025	Q4100C9054	
	MB457025	Q4100C9066	
	MB457026	Q4100C9068	
	MB457027	Q4100C9050	
	MB457038	Q4100C9052	
	MB457551	Q4100C9058	
	MB457555	Q4100C9056	
	MB458902	Q4100C9062	
	MB478264	Q4100C9046	
	MB478265	Q4100C9048	
	MB478266	Q4100C9054	
	MB478267	Q4100C9068	
	MB478268	Q4100C9050	
	MB478270	Q4100C9058	
	MB478272	Q4100C9062	
	MB478601	Q4100C9050	
	Olsen	26789	Q4100C9046
	Perfection Schwank	108803-G1	Q4100C9050
Raypak	50015	Q4100C9056	
	600915	Q4100C9056	
Raytheon	D9918202A	Q4100C9042	
Rheem	904343000	Q4100C9056	
	62-22441-01	Q4100C9046	
	62-22441-01	Q4100C9054	
	62-22668-93	Q4100C9054	
	62-22868-02	Q4100C9046	
	62-22868-82	Q4100C9060	
	62-22868-82	Q4100C9060	
	62-22868-93	Q4100C9046	
Roberts Gordon	90436600	Q4100C9046	
	904343000	Q4100C9056	
Robertshaw	41-401	Q4100C9042	
	41-401N	Q4100C9042	

Manufacturer	Part Number	Resideo Part Number	
Robertshaw	41-402	Q4100C9046	
	41-402N	Q4100C9046	
	41-403	Q4100C9056	
	41-403N	Q4100C9056	
	41-404	Q4100C9048	
	41-404N	Q4100C9048	
	41-405	Q4100C9068	
	41-405N	Q4100C9068	
	41-406	Q4100C9050	
	41-406N	Q4100C9050	
	41-407	Q4100C9052	
	41-407N	Q4100C9052	
	41-408	Q4100C9054	
	41-408N	Q4100C9054	
	41-409	Q4100C9056	
	41-409N	Q4100C9056	
	41-410	Q4100C9058	
	41-410N	Q4100C9058	
	41-411	Q4100C9060	
	41-411N	Q4100C9060	
	41-412	Q4100C9062	
	41-412N	Q4100C9062	
	41-414	Q4100C9066	
	Ruud	62-22868-02	Q4100C9046
		62-22868-93	Q4100C9046
	Snyder General	1380654	Q4100C9056
		1380672	Q4100C9056
	Starlite	11120-100-1401	Q4100C9042
		11120-100-1402	Q4100C9046
		11120-100-1403	Q4100C9056
		11120-100-1405	Q4100C9048
		11120-100-1406	Q4100C9050
		11120-100-1407	Q4100C9052
11120-100-1408		Q4100C9054	
11120-100-1409		Q4100C9056	
Supco		SIG-106	Q4100C9050
		SIG-107	Q4100C9062
	SIG-108	Q4100C9060	
	SIG-401	Q4100C9042	
	SIG-402	Q4100C9046	
	SIG-403	Q4100C9056	
	SIG-405	Q4100C9068	
	SIG-406	Q4100C9050	
	SIG-407	Q4100C9052	
	SIG-408	Q4100C9054	
	SIG-409	Q4100C9056	
	SIG-410	Q4100C9058	
Superior Fireplace	94851	Q4100C9046	
	Temp Controls	9302-094	Q4100C9068
Tempstar		1096048	Q4100C9066
Trane	B138196P01	Q4100C9056	
	B144676P01	Q4100C9058	
	B144676P02	Q4100C9052	
	B340039P01	Q4100C9054	
	IGN00026	Q4100C9056	
	IGN00030	Q4100C9052	
	IGN00034	Q4100C9054	
	IGN00054	Q4100C9050	
	IGN-0034	Q4100C9054	
	IGN21	Q4100C9046	
	IGN23	Q4100C9046	
	IGN23	Q4100C9056	
	IGN26	Q4100C9056	
	IGN30	Q4100C9052	
	IGN34	Q4100C9054	
	ING00023	Q4100C9046	

Manufacturer	Part Number	Resideo Part Number	
Uni-Line	10530	Q4100C9062	
	63467	Q4100C9046	
	63468	Q4100C9056	
	63469	Q4100C9048	
	63470	Q4100C9068	
	63472	Q4100C9052	
	63473	Q4100C9054	
	63474	Q4100C9056	
	63475	Q4100C9058	
	63477	Q4100C9060	
	64346	Q4100C9066	
	66201310530	Q4100C9062	
	41-238	Q4100C9046	
	41-242	Q4100C9046	
	Viessman	9302-094	Q4100C9068
	Wayne Home Equipment	62821-001	Q4100C9046
62821-002		Q4100C9046	
Weil McLain	79074	Q4100C9046	
	511-330-139	Q4100C9056	
	511-330-188	Q4100C9050	
	511-330-190	Q4100C9048	
	511-330-193	Q4100C9056	
Whirlpool	99794322	Q4100C9042	
	99794323	Q4100C9046	
	99794326	Q4100C9050	
	99794328	Q4100C9054	
White Rodgers	999794327	Q4100C9052	
	99796417	Q4100C9068	
	99911563	Q4100C9070	
	99911564	Q4100C9072	
	#NULL!	Q4100C9044	
	#NULL!	Q4100C9040	
	#NULL!	Q4100C9068	
	767-301	Q4100C9068	
	767-A303	Q4100C9040	
	767A-306	Q4100C9068	
	767A-309	Q4100C9070	
	767A-310	Q4100C9070	
	767A-311	Q4100C9072	
	767A-35	Q4100C9046	
	767A-350	Q4100C9068	
	767A-352	Q4100C9042	
	767A353	Q4100C9040	
	767A-354	Q4100C9068	
	767A-356	Q4100C9042	
	767A-356	Q4100C9044	
	767A-357	Q4100C9040	
	767A-361	Q4100C9068	
	767A-364	Q4100C9072	
	767A-365	Q4100C9070	
	767A-366	Q4100C9072	
	767A-369	Q4100C9042	
	767A-369	Q4100C9042	
	767A-370	Q4100C9056	
	767A-371	Q4100C9046	
	767A-372	Q4100C9054	
	767A-373	Q4100C9062	
	767A-374	Q4100C9050	
767A-376	Q4100C9052		
767A-377	Q4100C9058		
767A-382	Q4100C9048		
767A-383	Q4100C9060		
767A-384	Q4100C9066		
Williamson	950	Q4100C9046	
York	025-25435-000	Q4100C9070	
	025-27766-000	Q4100C9068	
	025-27774-000	Q4100C9068	
	025-29043-000	Q4100C9068	
	025-29050-000	Q4100C9068	
	025-32625-000	Q4100C9046	

UNIVERSAL ELECTRONIC FAN TIMER

The new universal platform that will not only integrate control of all combustion blower and circulating an operations in a gas warm air appliance but also replace most ST9120, ST9141 and ST9160 fan timer boards. Save room on your truck or on your shelves with a supply of ST9120U1011 timers and know you're covered.

When selecting fan timers for your next job, look for these Resideo features:

- Universal application
- Easy installation
- Quality construction for long service life

ST9120U1011

- Replaces 44 existing Resideo controls to reduce inventory
- Integrates control of all combustion blower and circulating fan operations in a gas warm-air appliance
- Replaceable fuse
- DIP switch selectable heat and cool delay on and off times
- Diagnostic LED
- EAC and HUM convenience terminal connections and continuous low speed indoor air circulation are provided



ST9120U Replaces Over 44 Existing Models

ST9101A1006	ST9120C3018	ST9120G4038	ST9160B100
ST9101A1014	ST9120C4008	ST9120U1003	ST9160B1019
ST9101A1022	ST9120C4016	ST9141A1002	ST9160B1027
ST9120A2004	ST9120C4040	ST9141A1028	ST9160B1035
ST9120B1005	ST9120C4057	ST9141B100	ST9160B1043
ST9120C1012	ST9120C5005	ST9150A1003	ST9160B1050
ST9120C1020	ST9120C5013	ST9150B2000	ST9160B1068
ST9120C2002	ST9120D3009	ST9150B2018	ST9160B1076
ST9120C2010	ST9120G2024	ST9150B2026	ST9160B1084
ST9120C2028	ST9120G2032	ST9150B2034	ST9160C1000
ST9120C3000	ST9120G4004	ST9160A1002	ST9160C1018

Universal Electronic Fan Timer OEM Replacement Guide

RECOMMENDED DIP SWITCH SETTING


Replacement Control Model Number	Original OEM Appliance	1	2	3	4	5
ST9101A1006	Rheem	Off	Off	Off	Off	Off
ST9101A1014	Rheem	Off	Off	Off	Off	Off
ST9101A1022	Trade	Off	Off	Off	Off	Off
ST9120A1006	Armstrong	Off	Off	Off	Off	Off
ST9120A2004	Armstrong	On	Off	On	Off	Off
ST9120B1005	Ducane	Off	Off	Off	Off	Off
ST9120C1012	Snyder General	On	Off	Off	Off	Off
ST9120C1020	Nordyne	On	Off	Off	Off	Off
ST9120C2002	York	Off	Off	Off	Off	Off
ST9120C2010	Ducane	Off	On	Off	Off	Off
ST9120C2028	Armstrong	Off	Off	Off	Off	On
ST9120C3000	ICP	Off	Off	On	On	Off
ST9120C3018	Bard	On	Off	Off	Off	On
ST9120C4008	ICP	Off	Off	On	On	Off
ST9120C4016	ICP	Off	Off	On	On	Off
ST9120C4040	ICP	Off	Off	On	On	Off
ST9120C4057	ICP	Off	Off	On	On	Off
ST9120C5005	ICP	Off	Off	On	Off	Off
ST9120C5013	ICP	Off	Off	On	Off	Off
ST9120 3009	Goodman	Off	Off	On	Off	On
ST9120 2008	ICP	On	Off	Off	On	Off
ST9120 2016	ICP	Off	Off	Off	On	Off
ST9120 2024	Skymark	Off	On	Off	On	Off
ST9120 2032	Skymark	Off	On	Off	Off	On
ST9120 4004	ICP	Off	Off	On	On	Off
ST9120 4012	ICP	Off	Off	On	On	Off
ST9120 4038	Trade	Off	Off	On	On	Off
ST9120U1003	Trade	Off	Off	On	Off	Off
ST9141A1002	Consolidated Industries	Off	Off	On	Off	On
ST9160B1035		Off	Off	Off	Off	Off
ST9160B1068	Armstrong	On	Off	Off	Off	On
ST9160B1076	Ducane	Off	Off	Off	Off	Off
ST9160B1084	ICP	Off	Off	On	Off	On
ST9120U Factory Default Settings		Off	Off	Off	Off	Off

UNIVERSAL INTEGRATED FURNACE CONTROL

The Resideo Hot Surface Ignition Universal Integrated Furnace Control offers universal compatibility and remote monitoring and diagnostics. Able to replace a large number of furnace controls in single-stage heating and cooling appliances. Resideo UIFCs are the only controls you need for residential natural or liquid propane fueled furnaces.

HSI UNIVERSAL INTEGRATED FURNACE CONTROL

- Complete set of wiring harnesses for universal compatibility, simplified installation and field-adjustable timings
- LED indicators provide system status, performance and diagnostic information
- Complete set of wiring harnesses for universal compatibility and simplified installation allowing for direct replacement of competitive boards.
- LED indicators provide system status, performance and diagnostic information
- Engineered for reliability and long-term performance
- Replaces over 195 furnace controls
- EnviraCOM™ communications enabled



S9200U1000 Replaces these Integrated Furnace Controls

Amana/Goodman	10207704, 10207706, 10207714, 10207719, 102077-02, 102077-03, 102077-04, 102077-09, 102077-19, 1809913, 10207701, 10207702, 10207703, 10207710, B1809913, B18099-13, PCBBF136, PCBBF140
ICM	ICM280
IPC	1010806, 1380686, 1380698, 1380699, 1380-686, 1380-699
Lennox	X445901, 1214201
Nordyne	624591, 624557, 624564, 624628, 902378, 902696, 903106, 6245570, 6245640, 6246310, 624557-0, 624591A, 624591-A, 624591-B, 624591-C, 624591-D, 624628-0, 624631-0, 624631A, 624631-A, 624631-B, 710128A, CAR903106
Other Manufacturers	350486, 8068142, 8068561, 8068563, 10334901, 99958174, 99958175, X13120666010
Rheem/Robertshaw	62-24268-01, 62-24268-02, 62-24268-03, 695-200
Texas Instruments	41F-5, 61F3, 6DT-1, 6DT-2
Trane	CNT03740, CNT1309, CNT1616, CNT1848, CNT1849, CNT2181, CNT2182, CNT2183, CNT2789, D340790P01, D341122P01, D330927P01, D330930P01, D330934P01, D340035P01, D340354P01, D340774P01, D341235P01
United Technologies	1012-83-9336AHSC1, 1012-83-9337A, 1012-83-9651B, 1012-925A, 1012-925B, 1012-925C, 1012933D, 1012-933D, 1012955A, 1012-955A
White-Rodgers	50A50-130, 50A50-131, 50A50-208, 50A50-210, 50A50-215, 50A50-216, 50A50-229, 50A50-240, 50A50-245, 50A50-298, 50A50-407, 50A50-472, 50A50-475, 50A55-245, 50A55-250, 50A55-288-05, 50A50-110, 50A50-111, 50A50-112, 50A50-113, 50A50-142, 50A50-143, 50A50-205, 50A50-206, 50A50-207, 50A50-209, 50A50-230, 50A50-241, 50A50-285, 50A50-286, 50A50-288, 50A50-295, 50A50-296, 50A50-405, 50A50-406, 50A50-408, 50A50-438, 50A50-471, 50A50-473, 50A50-474, 50A50-571, 50A55-120, 50A55-143, 50A55-241, 50A55-285, 50A55-286, 50A55-288, 50A55-438, 50A55-474, 50A55-571, 50A55-843, 50T35730, 50T35-730, 50T35743, 50T35-743
York	3101250000, 5253733900, 4310197210, 52537074000, 52537077000, 031.01234.000, 031-00662000, 031-01250-700, 031-01266-700, 031-01267-00, 331-09167-000, 431-01972-100, 3101114000, 031-00662, 031-00662, 031-00662-000, 031-00662-700, 031-01140-000, 031-01140-001, 031-01140-002, 031-01140-701, 031-01140-702, 031-01234-700, 031-01235-000, 031-01235-700, 031-01250-000, 031-01266-000, 031-01267-000, 031-01267-001, 031-01267-001A, 031-01284-000, 031-01933-000, 031-01972-000, 031-01973-000, 031-02166-000, 031-09166-000, 031-09167-000, 331-01933-000, 331-01972-200, CAR03101973000, CAR33101972200, CAR50A55843, G951ADB1401, G951ADB1401C, G951ADB-1401C, G951ADB1402, G951ADB-1402, G951AEB-1403, P03101267001, P031-01267-001, PT 031011400-00

Universal Integrated Furnace Control Selection Guide

	SKU	Harness	Field Settings Recommendation				Safety Time Settings	
			SW1	SW2	SW3	SW4	SW1	SW2
Amana/ Goodman ¹	1809913, B1809913, B18099-13	Main Connector - E Inducer & HSI Connector	On	Off	60/90/120/180	60/90/120/180	Off	On
	10207701	Inducer & HSI Connector - G	On	Off	On	Off	Off	On
	10207702	Inducer & HSI Connector - G	On	Off	On	Off	Off	On
	10207703	Inducer & HSI Connector - G	On	Off	On	Off	Off	On
	10207704	Inducer & HSI Connector - G	On	Off	On	Off	Off	Off
	10207706	Inducer & HSI Connector - G	On	Off	60/90/120/180	60/90/120/180	Off	Off
	10207710	Inducer & HSI Connector - G	On	Off	On	Off	Off	On
	10207714	Inducer & HSI Connector - G	On	Off	60/90/120/180	60/90/120/180	Off	Off
	10207719	Inducer & HSI Connector - G	On	Off	60/90/120/180	60/90/120/180	Off	Off
	102077-02	Inducer & HSI Connector - G	On	Off	60/90/120/180	60/90/120/180	Off	Off
	102077-03	Inducer & HSI Connector - G	On	Off	60/90/120/180	60/90/120/180	Off	Off
	102077-04	Inducer & HSI Connector - G	On	Off	60/90/120/180	60/90/120/180	Off	Off
102077-09	Inducer & HSI Connector - G	On	Off	60/90/120/180	60/90/120/180	Off	Off	
102077-19	Inducer & HSI Connector - G	On	Off	60/90/120/180	60/90/120/180	Off	Off	
ICM	ICM280	Main Harness E & Inducer/HSI Harness F	Check Control Field Settings				Check Control Safety Timings	
ICP	1010806	Inducer/HSI Harness A	On	Off	60/90/120/180	60/90/120/180	Off	Off
	1380686	Inducer/HSI Harness A	On	Off	60/90/120/180	60/90/120/180	Off	On
	1380698	Inducer/HSI Harness A	On	Off	60/90/120/180	60/90/120/180	Off	Off
	1380699	Inducer/HSI Harness A	On	Off	60/90/120/180	60/90/120/180	Off	Off
	1380-686	Inducer/HSI Harness A	On	Off	60/90/120/180	60/90/120/180	Off	On
	1380-699	Inducer/HSI Harness A	On	Off	60/90/120/180	60/90/120/180	Off	On
Lennox	1214201	Inducer/HSI Harness A	On	Off	On	Off	Off	Off
	X445901	Inducer/HSI Harness A	On	Off	60/90/120/180	60/90/120/180	Off	Off
Nordyne	624557	Main Harness D & Inducer/HSI Harness B	On	Off	60/90/120/180	60/90/120/180	On	Off
	624564	Main Harness D & Inducer/HSI Harness B	On	Off	60/90/120/180	60/90/120/180	On	Off
	624591	Main Harness D & Inducer/HSI Harness B	On	Off	60/90/120/180	60/90/120/180	On	Off
	624628	Main Harness D & Inducer/HSI Harness B	On	Off	60/90/120/180	60/90/120/180	On	Off
	902378	Main Harness D & Inducer/HSI Harness B	On	Off	60/90/120/180	60/90/120/180	On	Off
	902696	Main Harness D & Inducer/HSI Harness B	On	Off	60/90/120/180	60/90/120/180	On	Off
	903106	Main Harness D & Inducer/HSI Harness B	On	Off	60/90/120/180	60/90/120/180	On	Off
	6245570	Main Harness D & Inducer/HSI Harness B	On	Off	60/90/120/180	60/90/120/180	On	Off
	6245640	Main Harness D & Inducer/HSI Harness B	On	Off	60/90/120/180	60/90/120/180	On	Off
	6246310	Main Harness D & Inducer/HSI Harness B	On	Off	60/90/120/180	60/90/120/180	On	Off
	624557-0	Main Harness D & Inducer/HSI Harness B	On	Off	60/90/120/180	60/90/120/180	On	Off
	624591A	Main Harness D & Inducer/HSI Harness B	On	Off	60/90/120/180	60/90/120/180	On	Off
	624591-A	Main Harness D & Inducer/HSI Harness B	On	Off	60/90/120/180	60/90/120/180	On	Off
	624591-B	Main Harness D & Inducer/HSI Harness B	On	Off	60/90/120/180	60/90/120/180	On	Off
	624591-C	Main Harness D & Inducer/HSI Harness B	On	Off	60/90/120/180	60/90/120/180	On	Off
	624591-D	Main Harness D & Inducer/HSI Harness B	On	Off	60/90/120/180	60/90/120/180	On	Off
	624628-0	Main Harness D & Inducer/HSI Harness B	On	Off	60/90/120/180	60/90/120/180	On	Off
	624631-0	Main Harness D & Inducer/HSI Harness B	On	Off	60/90/120/180	60/90/120/180	On	Off
	624631A	Main Harness D & Inducer/HSI Harness B	On	Off	60/90/120/180	60/90/120/180	On	Off
	624631-A	Main Harness D & Inducer/HSI Harness B	On	Off	60/90/120/180	60/90/120/180	On	Off
	624631-B	Main Harness D & Inducer/HSI Harness B	On	Off	60/90/120/180	60/90/120/180	On	Off
710128A	Main Harness D & Inducer/HSI Harness B	On	Off	60/90/120/180	60/90/120/180	On	Off	
CAR903106	Main Harness D & Inducer/HSI Harness B	On	Off	60/90/120/180	60/90/120/180	On	Off	

¹ Wiring harness G should be used if the control being replaced has a 2-pin inducer/igniter connector instead of a 4-pin inducer/igniter connector.

Use only with 120 VAC Controls.

	SKU	Harness	Field Settings Recommendation				Safety Time Settings	
			SW1	SW2	SW3	SW4	SW1	SW2
Other Manufacturers	350486	Inducer & HSI Connector - A	On	Off	60/90/120/180	60/90/120/180	Off	Off
	8068142	Inducer & HSI Connector - A	On	Off	60/90/120/180	60/90/120/180	Off	Off
	8068561	Inducer & HSI Connector - A	On	Off	60/90/120/180	60/90/120/180	Off	Off
	8068563	Inducer & HSI Connector - A	On	Off	60/90/120/180	60/90/120/180	Off	Off
	10334901	Inducer & HSI Connector - A	On	Off	60/90/120/180	60/90/120/180	Off	Off
	99958174	Inducer & HSI Connector - A	On	Off	60/90/120/180	60/90/120/180	Off	Off
	99958175	Inducer & HSI Connector - A	On	Off	60/90/120/180	60/90/120/180	Off	Off
	X13120666010	Inducer & HSI Connector - A	On	Off	60/90/120/180	60/90/120/180	Off	Off
Rheem/ Robert Shaw	62-24268-01	Main Connector - D Inducer & HSI Connector - C	On	Off	60/90/120/180	60/90/120/180	On	On
	62-24268-02	Main Connector - D Inducer & HSI Connector - C	On	Off	60/90/120/180	60/90/120/180	On	On
	62-24268-03	Main Connector - D Inducer & HSI Connector - C	On	Off	60/90/120/180	60/90/120/180	On	On
	695-200	Main Connector - D Inducer & HSI Connector - C	On	Off	60/90/120/180	60/90/120/180	On	On
Texas Instruments	41F-5	Main Connector - E Inducer & HSI Connector - F	On	Off	60/90/120/180	60/90/120/180	Off	On
	50T35730	Main Connector - E Inducer & HSI Connector - F	On	Off	60/90/120/180	60/90/120/180	Off	On
	50T35-730	Main Connector - E Inducer & HSI Connector - F	On	Off	60/90/120/180	60/90/120/180	Off	On
	50T35743	Main Connector - E Inducer & HSI Connector - F	On	Off	60/90/120/180	60/90/120/180	Off	On
	50T35-743	Main Connector - E Inducer & HSI Connector - F	On	Off	60/90/120/180	60/90/120/180	Off	On
	61F3	Inducer/HSI Harness A	On	Off	60/90/120/180	60/90/120/180	Off	On
	6DT-1	Inducer/HSI Harness A	On	Off	60/90/120/180	60/90/120/180	Off	On
	6DT-2	Inducer/HSI Harness A	On	Off	60/90/120/180	60/90/120/180	Off	On
Trane	CNT03740	Inducer & HSI Connector - A Add jumper on harness connector (Roll-out switch)	On	Off	60/90/120/180	60/90/120/180	Off	Off
	CNT1309	Inducer & HIS Connector - G	On	Off	60/90/120/180	60/90/120/180	Off	Off
	CNT1616	Inducer & HSI Connector - A Add jumper on harness connector (Roll-out switch)	Check settings	Off	60/90/120/180	60/90/120/180	Off	Off
	CNT1848		Check setting	Off	60/90/120/180	60/90/120/180	Off	On
	CNT1849		Check settings	Off	60/90/120/180	60/90/120/180	Off	On
	CNT2181	Inducer & HSI Connector - A Add jumper on harness connector (Roll-out switch)	Check settings	Off	60/90/120/180	60/90/120/180	Off	On
	CNT2182		Check settings	Off	60/90/120/180	60/90/120/180	Off	Off
	CNT2183		Check settings	Off	60/90/120/180	60/90/120/180	Off	Off
	CNT2789	Inducer & HSI Connector - A Add jumper on harness connector (Roll-out switch)	On	Off	60/90/120/180	60/90/120/180	Off	Off
	D330927P01		Off	Off	60/90/120/180	60/90/120/180	Off	On
	D330930P01		Off	Off	60/90/120/180	60/90/120/180	Off	On
	D330934P01		Off	Off	60/90/120/180	60/90/120/180	Off	On
	D340035P01		Off	Off	60/90/120/180	60/90/120/180	Off	On
	D340354P01		Off	Off	60/90/120/180	60/90/120/180	Off	On
	D340774P01		Off	Off	60/90/120/180	60/90/120/180	Off	On
	D340790P01		Check settings	On	60/90/120/180	60/90/120/180	Off	Off
	D341122P01		Check settings	On	60/90/120/180	60/90/120/180	Off	Off
D341235P01	On	Off	On	Off	Off	Off		
United Technologies	1012-83-9336AHSC1	Main Connector - E Inducer & HSI Connector - F	On	Off	On	Off	Off	On
	1012-83-9337A	Main Connector - E Inducer & HSI Connector - F	On	Off	On	Off	Off	On
	1012-83-9651B	Main Connector - E Inducer & HSI Connector - F	On	Off	60/90/120/180	60/90/120/180	Off	On
	1012-925A	Inducer & HSI Connector - A	On	Off	60/90/120/180	60/90/120/180	On	On
	1012-925B	Main Connector - D Inducer & HSI Connector - C	On	Off	60/90/120/180	60/90/120/180	On	On
	1012-925C	Main Connector - D Inducer & HSI Connector - C	On	Off	60/90/120/180	60/90/120/180	On	On
	1012933D	Main Connector - D Inducer & HSI Connector - C	On	Off	On	Off	Off	On
	1012-933D	Main Connector - D Inducer & HSI Connector - C	On	Off	On	Off	Off	On
	1012955A	Main Connector - E Inducer & HSI Connector - F	On	Off	60/90/120/180	60/90/120/180	On	Off
1012-955A	Main Connector - E Inducer & HSI Connector - F	On	Off	60/90/120/180	60/90/120/180	On	Off	

Universal Integrated Furnace Control Selection Guide

SKU	Harness	Field Settings Recommendation				Safety Time Settings	
		SW1	SW2	SW3	SW4	SW1	SW2
50A50-110	Inducer & HSI Connector - A	On	Off	60/90/120/180	60/90/120/180	Off	On
50A50-111	Inducer & HSI Connector - A	On	Off	60/90/120/180	60/90/120/180	Off	On
50A50-112	Inducer & HSI Connector - A	On	Off	60/90/120/180	60/90/120/180	Off	On
50A50-113	Inducer & HSI Connector - A	On	Off	60/90/120/180	60/90/120/180	Off	On
50A50-130	Inducer & HSI Connector - A	On	Off	60/90/120/180	60/90/120/180	Off	Off
50A50-131	Inducer & HSI Connector - A	On	Off	60/90/120/180	60/90/120/180	Off	Off
50A50-142	Inducer & HSI Connector - A	On	Off	60/90/120/180	60/90/120/180	Off	Off
50A50-143	Inducer & HSI Connector - A	On	Check Settings	60/90/120/180	60/90/120/180	Off	On
50A50-205	Inducer & HSI Connector - A	On	Off	On	Off	Off	On
50A50-206	Inducer & HSI Connector - A	On	Off	On	Off	Off	On
50A50-207	Inducer & HSI Connector - G	On	Off	On	Off	Off	On
50A50-208	Inducer & HSI Connector - A	On	Off	60/90/120/180	60/90/120/180	Off	Off
50A50-209	Inducer & HSI Connector - A	On	Off	On	On	Off	On
50A50-210	Inducer & HSI Connector - A	On	Off	60/90/120/180	60/90/120/180	Off	Off
50A50-215	Inducer & HSI Connector - A	On	Off	60/90/120/180	60/90/120/180	Off	Off
50A50-216	Inducer & HSI Connector - A	On	Off	60/90/120/180	60/90/120/180	Off	On
50A50-229	Inducer & HSI Connector - A	On	Off	60/90/120/180	60/90/120/180	Off	Off
50A50-230	Inducer & HSI Connector - A	On	Off	60/90/120/180	60/90/120/180	Off	Off
50A50-240	Inducer & HSI Connector - A	On	Off	60/90/120/180	60/90/120/180	Off	On
50A50-241	Inducer & HSI Connector - A	On	Off	60/90/120/180	60/90/120/180	Off	On
50A50-245	Inducer & HSI Connector - A	On	Off	60/90/120/180	60/90/120/180	Off	Off
50A50-285	Inducer & HSI Connector - G	Off	Off	On	Off	Off	Off
50A50-286	Inducer & HSI Connector - A	On	Off	60/90/120/180	60/90/120/180	Off	On
50A50-288	Inducer & HSI Connector - G	On	Off	On	Off	Off	On
50A50-295	Inducer & HSI Connector - G	On	Off	On	Off	Off	On
50A50-296	Inducer & HSI Connector - G	On	Off	60/90/120/180	60/90/120/180	Off	On
50A50-298	Inducer & HSI Connector - G	On	Off	60/90/120/180	60/90/120/180	Off	Off
50A50-405	Inducer & HSI Connector - A Add jumper on harness connector (Roll-out switch)	Off	Off	60/90/120/180	60/90/120/180	Off	On
50A50-406		Off	Off	60/90/120/180	60/90/120/180	Off	On
50A50-407	Inducer & HSI Connector - A	On	Off	60/90/120/180	60/90/120/180	Off	Off
50A50-408	Inducer & HSI Connector - A	On	Off	60/90/120/180	60/90/120/180	Off	On
50A50-438	Inducer & HSI Connector - A	Check Setting	On	60/90/120/180	60/90/120/180	Off	On
50A50-471	Inducer & HSI Connector - A Add jumper on harness connector (Roll-out switch)	Off	Off	60/90/120/180	60/90/120/180	Off	On
50A50-472	Inducer & HSI Connector - A	Check Setting	On	60/90/120/180	60/90/120/180	Off	Off
50A50-473	Inducer & HSI Connector - A Add jumper on harness connector (Roll-out switch)	Off	Off	60/90/120/180	60/90/120/180	Off	On
50A50-474		Off	Off	60/90/120/180	60/90/120/180	Off	On
50A50-475	Inducer & HSI Connector - A	On	On	60/90/120/180	60/90/120/180	Off	Off
50A50-571	Inducer & HSI Connector - A Add jumper on harness connector (Roll-out switch)	On	Off	60/90/120/180	60/90/120/180	Off	Off
50A55-120	Inducer & HSI Connector - A	Off	Off	On	Off	Off	Off
50A55-143	Inducer & HSI Connector - A	On	30/60	60/90/120/180	60/90/120/180	Off	Off
50A55-241	Inducer & HSI Connector - A	On	Off	On	On	Off	On
50A55-245	Inducer & HSI Connector - A	On	Off	60/90/120/180	60/90/120/180	Off	Off
50A55-250	Inducer & HSI Connector - A	On	Off	60/90/120/180	60/90/120/180	Off	Off
50A55-285	Inducer & HSI Connector - A	On	Off	60/90/120/180	60/90/120/180	Off	Off
50A55-286	Inducer & HSI Connector - A	On	Off	60/90/120/180	60/90/120/180	Off	On
50A55-288	Inducer & HSI Connector - G	On	Off	60/90/120/180	60/90/120/180	Off	Off
50A55-288-05	Inducer & HSI Connector - G	On	Off	60/90/120/180	60/90/120/180	Off	Off
50A55-438	Inducer & HSI Connector - A Add jumper on harness connector (Roll-out switch)	Check Settings	Off	60/90/120/180	60/90/120/180	Off	Off
50A55-474		Off	Off	On	Off	Off	Off
50A55-571		Off	Off	On	Off	Off	Off
50A55-843-Universal	Inducer & HSI Connector - A	Check Settings	Check Settings	60/90/120/18	60/90/120/18	Off	Off

White-Rodgers

Use only with 120 VAC controls

SKU	Harness	Field Settings Recommendation				Safety Time Settings	
		SW1	SW2	SW3	SW4	SW1	SW2
3101250000						Off	Off
5253733900						Off	Off
31011140002						Off	On
43101972100						Off	On
52537074000						Off	Off
52537077000						Off	Off
031.01234.000						Off	On
031-00662						Off	Off
031-00662						Off	On
031-00662000						Off	On
031-00662-000						Off	On
031-00662-700						Off	On
031-01140-000						Off	On
031-01140-001						Off	On
031-01140-002						Off	On
031-01140-701						Off	On
031-01140-702						Off	On
031-01234-700						Off	On
031-01235-000						Off	On
031-01235-700						Off	On
031-01250-000						Off	On
031-01250-700						Off	Off
031-01266-000						Off	On
031-01266-700						Off	Off
031-01267-00						Off	On
York 031-01267-000	Inducer & HSI Connector - A	On	Off	60/90/120/180	60/90/120/180	Off	On
031-01267-001						Off	On
031-01267-001A						Off	On
031-01284-000						Off	On
031-01933-000						Off	On
031-01972-000						Off	On
031-01973-000						Off	On
031-02166-000						Off	On
031-09166-000						Off	On
031-09167-000						Off	On
331-01933-000						Off	On
331-01972-200						Off	On
331-09167-000						Off	On
431-01972-100						Off	On
CAR03101973000						Off	On
CAR33101972200						Off	On
CAR50A55843						Off	On
G951ADB1401						Off	On
G951ADB1401C						Off	On
G951ADB-1401C						Off	On
G951ADB1402						Off	On
G951ADB-1402						Off	On
G951AEB-1403						Off	On
P03101267001						Off	On
P031-01267-001						Off	On
PTH031011400-00						Off	On

FAN AND LIMIT CONTROLS

Resideo fan and limits combines high temperature limit with circulating blower control. As an industry standard for many years, these controls have a large and varied installed base. You'll find Resideo fan and limits on a wide range of furnace equipment. Our universal family increases service efficiency and reduces truck and warehouse inventory.

Key features for the family of universal fan and limits:

- Family members cover the full range of insertion – 5”, 8”, 11-1/2”
- Adjustment tool and cross reference allow for field adjustment to factory settings
- Universal kit accessories reduce inventory

L4064 HIGH LIMIT AND FAN CONTROLLER

- Used in all types of forced-air heating systems
- Three wiring terminal options available for easy installation
- Available in a variety of fan and high-limit setting ranges
- Controls adapt to many competitive mounting holes in replacement applications
- Push-in receptacles for stripped wire
- L4064 models for timed fan on
- Suitable for line voltage, low voltage or millivoltage control applications



Fan and Limits Selection Guide

Model	OS#	Region	Element Insertion Length (in.)	Replaces	High Limit Stop	Fan-On Stop	Fan-Off Stop	Manual Fan Button	Manual Reset	Switching Action
L4064	L4064B2228	US/Canada	5	L4064A1339, L4064A1503, L4064A1586, L4064A2402, L4064A2659, L4064A2980, L4064B1469, L4064B1683, L4064B2228, L4064B2640, L4064B2657, L4064B2681, L4064B2889, L4064B2897, L4064B2947, L4064B3010, L4064B3143, L4064B3143, L4064B3374, L4064B3432, L4064B3440, L4064B3473, L4064B3598, L4064E1983, L4064E2437, L4064E2544, L4064L1046	200°F 97°C	125°F 52°C	100°F 38°C	Yes	No	Fan: SPST-N.O. (make on rise), Limit: SPST- N.C. (break on rise)
	L4064B2236	US/Canada	8	L4064A1347, L4064A1511, L4064A1719, L4064A1735, L4064A2030, L4064A2279, L4064A2998, L4064B1618, L4064B2236, L4064B2608, L4064B2772, L4064B2822, L4064B2905, L4064B2905, L4064B2962, L4064B3051, L4064B3085, L4064B3325, L4064B3333, L4064B3341, L4064B3366, L4064B3457, L4064B3499, L4064B3572, L4064E1777, L4064E2163, L4064E2171, L4064E2452, L4064E2502, L4064E2684, L4064F1023, L4064F1031, L4064F1080, L4064F1098, L4064L1004, L4064A2774	200°F 97°C	125°F 52°C	100°F 38°C	Yes	No	Fan: SPST-N.O. (make on rise), Limit: SPST- N.C. (break on rise)
	L4064B2210	US/Canada	11.5	L4064A1321, L4064A1453, L4064A2758, L4064A3012, L4064A3020, L4064A3038, L4064A3046, L4064B1451, L4064B1592, L4064B1717, L4064B1725, L4064B1931, L4064B2210, L4064B2723, L4064B2749, L4064B2848, L4064B2954, L4064B3036, L4064B3044, L4064B3077, L4064B3184, L4064B3465, L4064B3580, L4064E2056, L4064E2114, L4064E2130, L4064E2155	200°F 97°C	125°F 52°C	100°F 38°C	Yes	No	Fan: SPST-N.O. (make on rise), Limit: SPST- N.C. (break on rise)

* Fan On and Fan Off may need to be adjusted.

HEAT PUMP DEFROST CONTROL

Resideo's Universal Heat Pump Defrost Control helps keep the heat on during cold winter months and is an integral part of an HVAC system all year long. Small footprint designed to be quickly installed in the tightest spaces, you'll be on to the next job in no time. And best of all, it's Universal – stock one part to cover a wide range of single-stage heat pump applications. Your customers will love it, too, with a demand defrost algorithm that only defrosts when necessary, saving them money.

DB7110U1000

RESIDEO UNIVERSAL DEFROST CONTROL

- For Single Stage On/Off Heat Pumps
- Small footprint
- Easy setup using dual LED displays for either Timed or Demand defrost modes
- Quiet Mode minimizes the sound of the defrost cycle
- Includes Coil temperature sensor (required use) and Outdoor temperature sensor (optional)
- Replaces more than 260 OEM and competitive models
- 1-year warranty
- Saves homeowner money



DB7110U1000 Cross Reference ^a

MANUFACTURER		PART NUMBR		
Amana	C64301-1	C6431001	-	-
Arcoaire	32312-00	3232140	-	-
Armstrong	39840B001	44614-001	44614-002	46257-001
	47181-001	R46257-001	R46614-002	R47181-001
	39840B002	37967B001	37967B002	R46K6701
	R44614-001	R44614-002	-	-
Artesian	10321-00	-	-	-
Carrier	150-83-6A	621-xxx	CES0110063-00	CES0110063-01
	CES0110063-02A	CES0130024-00	CES0130024-01	CES0130076
	HK25SZ359A	HK32EA001	HK32EA003	HK32EA007
	HK32EA008	HK32FA003	HK32FA006	
Coleman	3030A374	3030A364	3C30A374	-
Comfortmaker	1029-2	34332100	34332101	-
Evcon	9218-374	-	-	-
Fast	1093410	-	-	-

DB7110U1000 Cross Reference ^a

MANUFACTURER	PART NUMEBR			
Goettl	305007	-	-	-
Goodman	1084-03-2022	1084-200D	20293901	B1226006
	B1226008	LR40061	PCBDM101	PCBDM130
	PCBDM133	PCBDM160	PCBDM101S	PCBDM130S
Heil Quaker	HQ1052757	-	-	-
Heil/Tempstar	1087952	1087953	1173636	CEPL130524-01
Honeywell	"ST74A1004	ST74A1020	ST74A1038	ST74A1053
	ST74C1002"			
ICM	DFORB24A2I300	DFORB-AB1004	DFORF	DFOSP24A2
	ICM300C	ICM301C	ICM302C	ICM303C
	ICM304	ICM307	ICM316	ICM317
	ICM318	ICM319	ICM320	ICM321
	ICM322	ICM323	W1001-4	-
ICP	1052757	1069364	-	-
Intertherm	6208800	-	-	-
Lennox	100269-01	100269-02	100269-04	100269-05
	11K7101	1507N170027	29M0101	29M0201
	30W87	33G9501	34M6301	46K67
	56M3701	68J2901	68J8401	78H6801
	84W8801	86G1601	97M81	LB-101263A
	LB-101263B	11K71	97M8101	30W8701
	34M63	29M01	56M37	HPXB15
	68J84	68J29	78H68	-
	620880	621301A	621579B	621579C
Nordyne	624519A	624608	624626	624633
	624644	624656	624700	917012
	917178	917178A	920338	624644R
	6246440	624633R	6246330	-
	DT2	-	-	-
Ranco	DT2	-	-	-

DB7110U1000 Cross Reference ^a

MANUFACTURER	PART NUMEBR			
Rheem	47-102684-01	47-102684-02	47-102684-03	47-102684-04
	47-102684-07	47-102684-08	47-102684-83	47-102685-01
	47-102685-02	47-102685-03	47-102685-04	47-102685-05
	47-102685-06	47-102685-84	47-21517-11	47-21517-13
	47-21517-14	47-21517-16	47-21517-17	47-21517-18
	47-21517-22	47-21517-23	47-21517-24	47-21517-82
	47-21517-88	47-21517-92	47-21776-01	47-21776-06
	47-21776-86	DDL-013002-0RH	DDL-013002-1RH	DDL-013102-1RH
	DDL-017002-2RH	DDL-017102-1RH	DDL-017702-1RH	DDL-117702-3RH
	DDL-122131-2RH	47-21517-12	47-21517-85	47-102685-87
	47-102684-09	47-102685-07	47-21517-20	-
Robertshaw	DT2-1000	TD-10	-	-
SnyderGeneral	1395-329	CEBD430524-04B	-	-
Tempstar/ICP	1084-100	1084-83-1008	1087562	-
Therm-O Disc	3E-09	-	-	-
Trane	21C140501G18	21C140501G27	21C140501G36	21C140501G37
	21C140501G38	21C140501G42	21C140501G44	21C140501G45
	21C140501G53	21C140501G54	21C140501G55	21C140501G60
	21C142827G01	CNT01106	CNT01108	CNT01129
	CNT01152	CNT01431	CNT01510	CNT01642
	CNT01923	CNT01924	CNT01926	CNT02514
	CNT02515	CNT02516	CNT02920	CNT02935
	CNT03715	CNT03716	CNT04362	CNT04363
	CNT04364	CNT04366	CNT04368	CNT04695
	CNT05001	CNT05008	CNT05009	CNT05010
	CNT05482	CNT05875	CNT1108	CNT01693
Weatherking	840-4-5548	-	-	-
White-Rodgers	840-4-5548	47D40-801	47D43-101	47D43-111
	47D43-111 02	47D43-811	90-621	47D01U-843
York	031-00872-001	031-00872-002	031-00872-003	031-00872-701
	031-00872-702	031-00872-703	031-01222-000	031-01251-000
	031-01268-000	031-01954-000	031-01975-000	031-09104-000
	031-09170-000	331-01975-001	331-01975-102	331-09139-000
	9218-3741	S1-03100872701	S1-03109170000	S1-33101954000
	S1-33101975102	-	-	-

OIL PRIMARIES

Resideo has set the standard for oil-fired furnaces, boilers and water heaters when it comes to oil primary controls. In addition to delivering dependability and high quality products, Resideo has gone one step further to create an easy-to-use oil primary control designed to simplify installation and enhance maintenance. Our innovation leads to a next generation of control that redefines the standard.

When selecting ignition modules for your next job, look for these Resideo features:

- Universal application with field adjustable timings
- Flexibility for use in single-rod or dual-rod systems
- Quality, reliability and safety of field proven controls
- Simplified installation



R7284U1004

UNIVERSAL DIGITAL ELECTRONIC OIL PRIMARY

- A single part number for nearly all applications helps reduce inventory cost
- EnviraCOM enabled
- 16 character two line tri-lingual display provides simple programming and diagnostics
- No additional tool to purchase to take advantage of all control features
- Monitors igniter and cad cell and alerts technician what component caused ignition failure
- Error history and baseline readings provide system performance trends
- 5-year warranty



R8184

PROTECTORELAY® OIL BURNER CONTROL


- Industry-standard intermittent ignition control
- Solid-state, flame-sensing circuit
- 45-second timing, safety switch
- Mounts on standard 4" x 4" junction box
- External button to manually reset safety switch after lockout



R8182

COMBINATION PROTECTORELAY® AND HYDRONIC HEATING CONTROLLERS

- Immersion-type Aquastat® controller and oil burner primary control
- Provides high limit and low limit/circulator control
- Use in intermittent ignition applications
- Circulator zone control with ZC and ZR terminals on R8182D, E, H, J
- 2-year warranty



W8735S3000

ENVIRACOM™ ALARM MODULE

- Works with any alarm generating EnviraCOM enabled control
- Local LED alarm present and communication active indication
- Simple low-voltage, 5-wire installation



Oil Primaries Selection Guide

Oil Primaries						
		SPECIFICATIONS				
Ignition Type	Universal Service Part	Lockout Time (sec.)	Valve On Delay (sec.)	Blower Off Delay (min.)	Alarm Contacts	Manual Trip Lever w/ LED Indicator
Interrupted	R7284U1004 ⁽¹⁾	15	0/15	0/2/4/6	Yes*	Yes
			15			
			15	0.25		
		30	0/15	0/2/4/6		No
		45	0/15	0/2/4/6		Yes*
Intermittent	R7284U1004 ⁽¹⁾	15			Yes*	
		30				
		45				
	R8184M1051	45				

(1) Includes 40 VA transformers and heat/cool thermostat connections for warm-air furnace applications.

*Alarm accessory module required. EnviraCOM™ Alarm Module W8735S3000

R8182 COMBINATION AQUASTAT AND OIL PRIMARY

Direct Service Part	Features and Functions			Upgraded Cross-Reference
	Mounting	Differential Temperature (° F)		Honeywell
		High Limit	Low limit/ Circulator	
R8182D1079	Vertical	10 fixed	10 to 25	R8182E1118
R8182H1070	J Box	10 fixed	10 to 25	

CROSS-REFERENCE					
Ignition Type	Universal Service Part	Resideo	Beckett	Carlin	White-Rodgers
Interrupted	R7284U1004	R7184U1004, R7184P1031, R7184P1049, R7184P1056, R7184P1064, R7184P1072	7505P125M	50200-02S, 602000-02S, 6020002S015120, 6020002S030015, 6020002S030030, 6020002S030120, 6020002S030300, 6020002S030010	
		R7184A1026, R7184A1075, R7184A1000	7505A0000	40200-02S	669-640, 669-670
		R7184B1024, R7184B1032, R7184B1016	7505B1500		
		R7184P1080, R7184P1098	7505P1515		
		R7184U1012			
		R7184A 1018, R7184A 1034		42230-02S	669-440, 669-445, 669-470, 669-540
		R7184U1020			
		R7184A1042			
Intermittent	R7284U1004	R8184G1294, R8184G1302, R8184G4066, R8184G4074, R8184G4033, R8184G4090, R8184G1427, R8184G4058	7505A0000		668-601, 668-670
		R8184G1393, R8184G1302, R8184G4074, R8184G4033			668-501
		R8184G1286, R8184G1427, R8184G1458, R8184G4009, R8184G4025, R8184G4082, R8184G4108		48245-S	668-401, 668-415, 668-430, 668-515
					668-430
	R8184M1051	R8184M1002			668-441, 668-451, 668-454

CAD CELL SELECTOR GUIDE

Product Number	CAD Cells (1)	Lead Length (in.)	Wire Termination	Mounting Bracket	Includes	Tradeline Value	Replaces	White-Rodgers	Westwood
C554A1463	130367	60	2 Flag 1/4" QC	Type R	A, B, E, J and P Mounting Brackets and Fuel Line Adaptor	Super Tradeline	C554A1307, C554A1315, C554A1398, C554A1133, C554A1174, C554A1372, C554C1570, C554A1216, C554A1927, C554A1794	956-154	TMK-60
C554A1794	130367	60	Stripped	Type R	E Mounting Bracket and Fuel Line Adaptor	Tradeline	C554A1307, C554A1927	956-11 956-154	TMK-60

Notes:

*120320 replacement CAD cell 7.5 MA minimum sensitivity at 2' candles.

*130367 high-sensitivity CAD cell 12 MA minimum sensitivity at 2' candles.

OUTDOOR RESET

The AquaReset improves comfort and efficiency inside because it knows the weather outside. Our product is designed to help homeowners save on energy costs by operating their boiler at more efficient settings based on the actual outdoor temperature while providing the necessary heat to maintain a comfortable indoor temperature.


W8735Y1000 RESIDEO AQUARESET WIRELESS OUTDOOR RESET KIT

- Upsell opportunity for contractors during a new boiler installation when an Outdoor Reset Ready Aquastat® (L7224/L7248) is present
- Improves boiler efficiency by resetting the boiler water temperature based on the outdoor temperature
- Quick and easy install
- Compatible with any L7224/L7248 Outdoor Reset Ready Aquastat®, S9361A Integrated Boiler Control, and R7910 SOLA Controls
- Kit includes Wireless AquaReset module (W8735ER1000) and wireless sensor (C7089R1013)



W8735S1000 RESIDEO AQUARESET OUTDOOR RESET KIT

- Designed to improve boiler efficiency by automatically resetting boiler water temperature based on outdoor temperature
- Upsell opportunity for contractors during a new boiler installation when an Outdoor Reset Ready Aquastat® is present
- Simple installation with three wire connection to the Aquastat®
- Compatible with any L7224/L7248 Outdoor Reset Ready Aquastat®, S9361A Integrated Boiler Control, and R7910 SOLA Controls



AQUASTAT®

The boiler industry-standard, Resideo Aquastats have a proven track record, usage and a large installed base. Our electronic Aquastat® family builds on this reputation while adding performance-enhancing features. Resideo service parts have you covered, offering universal compatibility and improved service call efficiency – while keeping both distributor and contractor satisfaction in mind.

When selecting an Aquastat® for your next job, look for these Resideo features:

- Broad range and flexibility covers a variety of applications and needs
- Universal versions allow multiple mounting and configuration capability
- Universal versions reduce inventory and assure truck availability
- Electronic versions include communications as a standard feature, allowing add-on efficiency, troubleshooting and monitoring capability
- EnviraCOM™ communications-enabled

MULTI-FUNCTION

L7224

UNIVERSAL OIL ELECTRONIC AQUASTAT®


- Diagnostic updates through easy-to-read LED displays
- +/- 2° F accuracy
- Adjustable high- and low-limit differential
- Outdoor reset functionality available with W8735S1000 and W8735Y1000
- Provides multi-zone control
- Thermowell horizontal or vertical and flush mounting
- EnviraCOM™ communications-enabled
- Compatible with W8735S3000 Alarm Module



MULTI-FUNCTION

L8124/L8148 **TRIPLE AQUASTAT® RELAY**

- Oil and gas versions
- High-limit or high-and-low-limit versions
- Mounts directly on boiler horizontally or vertically
- Provides multi-zone control
- Immersion-type controllers that combine high limit protection with low limit and circulator control in forced hydronic heating systems
- The L8148 includes a transformer to provide power for the low-voltage control circuit
- Gas versions include a transformer to provide power for the low voltage circuit



SINGLE-FUNCTION

L6006/L4006 **AQUASTAT® CONTROLLER**

- Totally enclosed Micro Switch snap-acting switches operate on temperature rise to set-point
- Visible control point scale and external adjustment screw permit easy setting
- Horizontal or vertical insertion of sensing element
- Direct or well immersion of the sensing element
- SPST and SPDT switching action



SINGLE-FUNCTION

L6008/L4008 **AQUASTAT® CONTROLLER**

- Visible control point scale and external adjustment screw permit easy setting
- Horizontal or vertical mounting of the remote element into boiler, tank or other container
- Fast-responding remote temperature sensor
- SPDT or SPST switching action



Single-Function Aquastat® Selection Guide

SENSOR AND THERMOWELL

FEATURES AND FUNCTIONS

Product Number	Switch Configuration	Thermowell Included	Thermowell Spud Size –14 NPT (in.)	Capillary Length (in.) ²	Manual Reset	Operating Temp. Range (°F)	Factory Stop (°F)	Differential Temp. (°F)	Electrical Ratings ⁴	
L4006A1009	SPST - N.C. (break on rise)	Yes	1/2	1-1/2		100 to 240		5 Fixed	A	
L4006A1017		Yes	1/2	1-1/2		100 to 240		5 to 30	A	
L4006A1678				3		100 to 240	240	5 to 30	A	
L4006A1959				3		40 to 180		2 Fixed	B	
L4006A1967		Yes	1/2	1-1/2		100 to 240 ³	240	5 to 30	A	
L4006A2007				3		100 to 240		5 to 30	A	
L4006E1042						Yes	130 to 270 ³	240		A
L4006E1067					3	Yes	130 to 270	240		A
L4006E1091					3	Yes	130 to 270	250		A
L4006E1125					3	Yes	100 to 200	250		D
L4006H1004	SPST-NC (breaks on rise)			1-1/2		100 to 240 ³	240		D	
L4008A1015	SPST - N.C. (break on rise)			66		100 to 240 ³		5 to 30	A	
L4008A1130				120		130 to 270	200	5 to 30	A	
L4008E1156				66	Yes	130 to 270	240		A	
L4008E1305				66	Yes	100 to 240	240		A	
L4008E1313				66	Yes	100 to 240 ³			A	
L4006B1007	SPST (break on rise)	Yes	1/2	1-1/2		100 to 240		5 Fixed	A	
L4006B1155				3		100 to 240	240	5 to 30	A	
L6006A1012	SPDT	Yes	1/2	1-1/2		100 to 240		5 to 30	A	
L6006A1145				3		100 to 240	240	5 to 30	A	
L6006A1244				3		100 to 240		5 to 30	A	
L6006C1018						65 to 200	240	5 to 30	A	
L6008A1192					66		100 to 240	240	5 to 30	A
L6008A1242					66		100 to 200 ³		5 to 30	A

All mounting is universal horizontal or vertical mounting unless noted.

All Trade Aquastats® include heat-conductive compound.

¹ Product Numbering

400X=SPST, 600X=SPDT

X006=Thermowell Sense, X008=Remote Sense

A Break on Rise

B Make on Rise

D Break on Rise w/o Cover

E Break on Rise w/Manual Reset

G Two SPDT

H Break on Rise w/Strap-On Mount

Capillary Length if less than 3" then insulation depth of thermowell

³ All manual reset models comply with the CSD-1 requirement for Manual Reset. Devices with maximum Range of 200°F, 190°F 180°F are designed to meet local code requirements regarding maximum setpoints. Units having scale ranges above 240°F do not comply with ASME Section IV for boilers, use 240 Maximum range Aquastats.

⁴ Electrical Ratings

A Millivolt: 0.25 A @ 0.25 to 12 Vdc; AFL: 8 A @ 120 Vac/5.1 A @ 240 Vac ALR: 48 A @ 120 Vac/30.6 A @ 240 Vac

D Millivolt: 0.25 A @ 0.25 to 12 Vdc; AFL: 1.3 A @ 240 Vac/8 A @ 120 Vac; ALR: 48 A @ 120 Vac/30.6 A @ 240 Vac

B AFL: 2.6 A @ 120 Vac/1.3 A @ 240 Vac; ALR: 15.6 A @ 120 Vac/7.8 A @ 240 Vac

H AFL: 8 A @ 120 Vac/1.3 A @ 240 Vac; ALR: 48 A @ 120 Vac/30.6 A @ 240 Vac

Single-Function Aquastat® Selection Guide

CROSS REFERENCE

Product Number	Notes	OEM or Trade Product Number
L4006A1009		
L4006A1017		L4080B, L4080D Families, L4006A1058, L4006A1827, L4006A2015
L4006A1678		
L4006A1959		
L4006A1967		
L4006A2007		
L4006E1042	Canada Only	
L4006E1067		L4006E1091, L4006E1109, L4006E1117, L4006E1125, L4006E1133 L4006E1091
L4006E1091		
L4006E1125		
L4006H1004	Bracket for Strap-On Mounting	
L4008A1015		
L4008A1130		
L4008E1156		L4008E1040, L4008E1248, L4008E1321
L4008E1305		L4008E1271, L4008E1313
L4008E1313	Meets Certain State Specific Boiler Inspector Requirements	
L4006B1007		
L4006B1155		L4006B1189, L4008B1163
L6006A1012		L6006A1160, L6006A1269, L6006A1301, L6006A1327, L6006A1335
L6006A1145	Horizontal Mount Only	L4006A1004
L6006A1244		
L6006C1018	Includes Surface Mount Using 1/4" NPT Female Threads or Surface Mount Through Base of Case	L6006C1034, L6006C1059
L6008A1192		

Multi-Function Aquastat® Selection Guide

Product Number	FUEL		LOW LIMIT		HIGH LIMIT	
	Gas	Oil	Operating Range, Low Limit (°F)	Differential Temperature, Low Limit (°F)	Operating Range, High Limit (°F)	Differential Temperature, High Limit (°F)
L7224U1002		•	110 to 220	10 to 25	130 to 240	5 to 20 adj.
L6081A1036	•	•	110 to 220	10 to 25	130 to 240	10 fixed
L8148E1265	•				180 to 240	15 fixed
L8124E1016	•		110 to 220	10 to 25	130 to 240	10 fixed
L8148J1009	•				120 to 240	8 fixed
L8124A1007		•	110 to 220	10 to 25	130 to 240	10 fixed
L8124C1003		•	110 to 220	10 to 25	130 to 240	10 fixed
L8124G1020		•	110 to 220	10 to 25	130 to 240	10 fixed
L8124L1011		•	110 to 220	10 to 25	130 to 240	10 fixed
L8148A1017		•			140 to 240	8 fixed

*Replacement sensors for the L7224U

OS Number	Length
50001464-001	12"
50001464-004	36"
50001464-005	48"

Multi-Function Aquastat® Selection Guide

FEATURES AND FUNCTIONS

CROSS REFERENCE

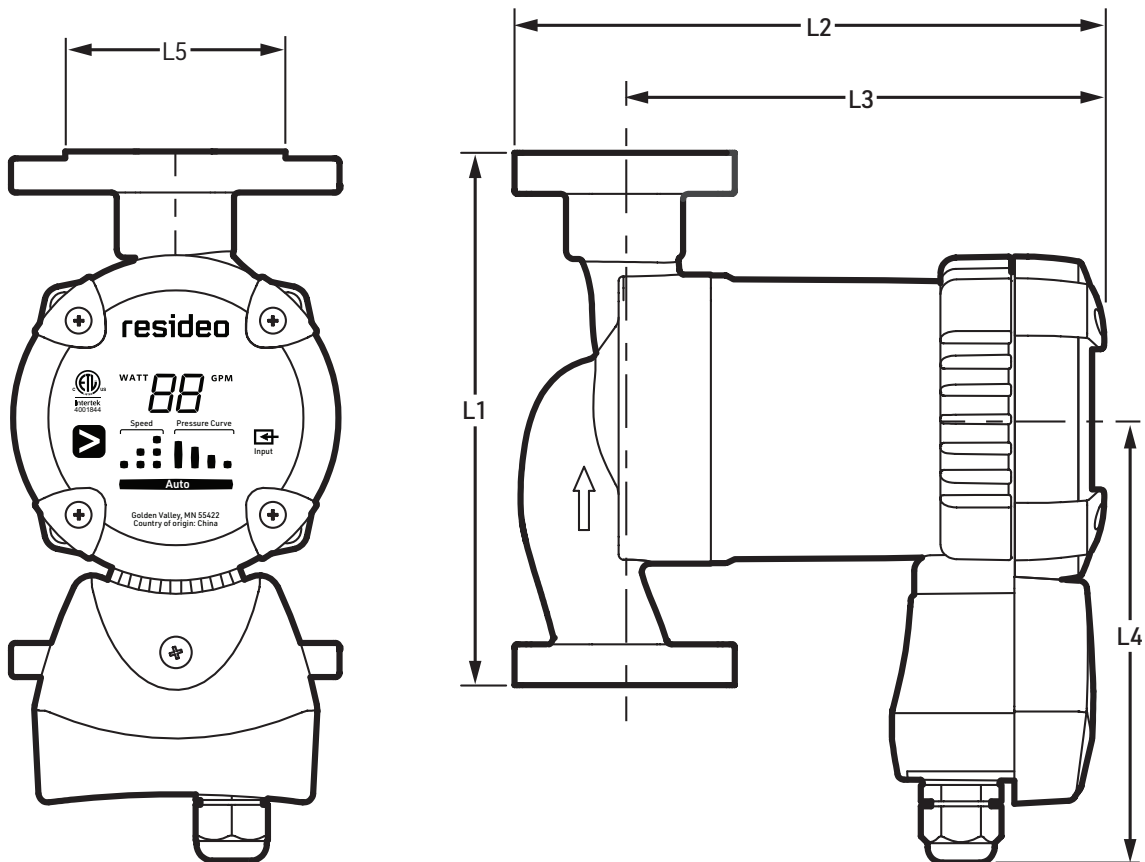
Product Number	Factory Stop (°F)	Switching Action	Anticipator Setting	Mounting	Notes	OEM Part Number
L7224U1002		3 SPST: High and Low Limit, Circulator	0.1 A	V / H / F	Universal Oil, Digital Display and Settings, Used with Oil Burner Applications, EnviraCOM® Communications	Replaces all members of these families: L8124A or C, L8148A or C, L7224A or C, L7248A or C, L8151A
L6081A1036		SPDT		H		L6081A1010, L6081A1069, L4081A1023, L4081A1148, L4081A1155, L4081A1171, L4081A1189, L4081A1197
L8148E1265		2 SPST: High Limit & Circulator	0.2 A	V		L8148E1158, L8148E1182, L8148E1216, L8148E1065
L8124E1016		2 SPST: High & Low Limit	0.2 A			
L8148J1009	240	2 SPST: High Limit & Circulator	0.2 A	V / H		
L8124A1007			0.2 A	V		L8124A1015, L8124A1049, L8124A1106, L8124A1114, L8124A1130, L8124A1155
L8124C1003		2 SPST: High & Low Limit	0.2 A	H		L8124C1094, L8124C1102
L8124G1020		2 SPST: High & Low Limit	0.2 A	V		L8124G1004, L8124G1012
L8124L1011		2 SPST: High & Low Limit	0.2 A	H		L8124L1003, L8124L1029, L8124G1038, L8124G1046
L8148A1017	240	2 SPST: High Limit & Circulator	0.2 A	H		L8148A1165, L8148A1157, L8148A1124, L8148A1090, L8148A1082, L8148A1009

AQUAPUMP

Another essential part to our complete boiler line. Engineered for superior quality, reliability and safety, our Circulating Pumps bring proven performance to today's hard-working hydronic systems.

With AquaPUMP you get:

- **DIFFERENT MODES** of operation provide versatility to cover the performance of a wide range of fixed and variable speed circulators utilizing pressure responsive control.
- **BUILT-IN QUALITY**
 - Easy access to the terminal block for wiring
 - Large wiring chamber and front-mounted terminal block
 - Reliable and easy to install in the field
 - New pumps feature a 5-year warranty
- **CERTIFICATION**
 - ETL listed for US and Canada
(Conforms to UL STD 778 certificated to CSA STD c.22.2 No. 108-01).
 - NSF 372 (stainless steel model)

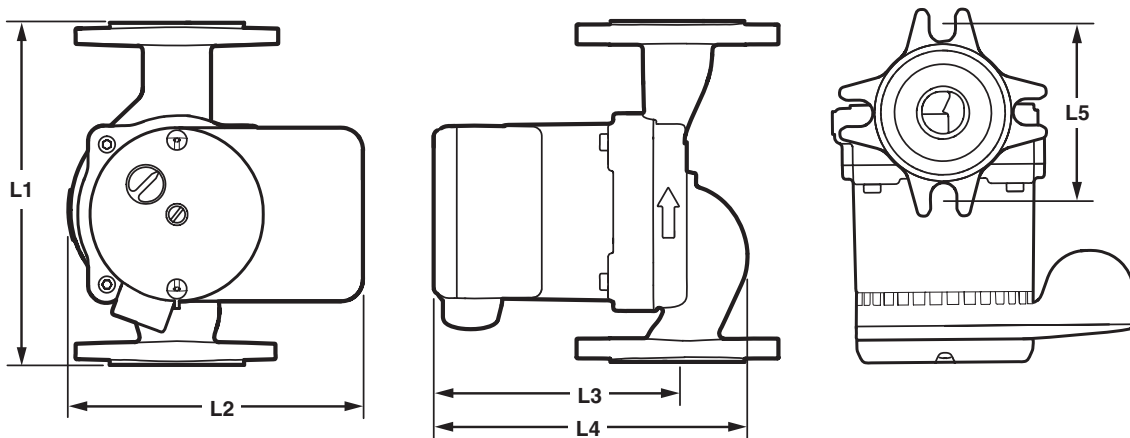


M38517

AquaPUMP Selection Guide

Variable-Speed ECM Circulators

Product Number	Pump Casting	Max. Flow		Max. Pressure Head		Connections		Weight IBS. (KG)	Dimensions				
		GPM	LPM	Feet	Meters	Bolt Hole Spacing	Bolt Hole		L1 in. (mm)	L2 in. (mm)	L3 in. (mm)	L4 in. (mm)	L5 in. (mm)
PCVF-ECM2020	CAST IRON	20	75.7	20	6	3-5/32 in. (80.2mm)	1/2 in. (12.7mm)	8.0 (3.6)	6.50 (165)	7.08 (165)	5.75 (146)	5.31 (135)	3.25 (80)
PCVF-ECM2020-LF	STAINLESS STEEL	20	75.7	20	6	3-5/32 in. (80.2mm)	1/2 in. (12.7mm)	8.0 (3.6)	6.50 (165)	7.08 (165)	5.75 (146)	5.31 (135)	3.25 (80)



MATERIAL NUMBER	L1	L2	L3	L4	L5
PC3F1558IUF00	6.5 (165.5)	5.5 (140)	4.7 (118)	6.6 (167)	3.2 (80.2)
PC3F2699IUF00	6.5 (165.5)	6.1 (155)	6.5 (165.5)	7.75 (197)	3.2 (80.2)
PC3F4344IUF00	8.5 (216)	6.1 (155)	6.9 (174)	8.9 (227)	3.4 (87.3)

3-Speed Circulation Pumps

Product Number	Pump Casting	Max. Flow		Max. Pressure Head		Connections		Weight IBS. (KG)	Dimensions				
		GPM	LPM	Feet	Meters	Bolt Hole Spacing	Bolt Hole		L1 in. (mm)	L2 in. (mm)	L3 in. (mm)	L4 in. (mm)	L5 in. (mm)
PC3F1558IUF00	CAST IRON	15	55.6	19.4	6	3-5/32 in. (80.2 mm)	1/2 in. (12.7 mm)	7.8 (3.54)	6.5 (165.5)	5.5 (140)	4.7 (118)	6.6 (167)	3.2 (80.2)
PC3F2699IUF00	CAST IRON	34	92.7	31	9	3-5/32 in. (80.2 mm)	1/2 in. (12.7 mm)	9.5 (4.32)	6.5 (165.5)	6.1 (155)	6.5 (165.5)	7.75 (197)	3.2 (80.2)
PC3F4344IUF00	CAST IRON	59	170	17	5.2	3-7/16 in. (87.3 mm)	1/2 in. (12.7 mm)	11 (5)	8.5 (216)	6.1 (155)	6.9 (174)	8.9 (227)	3.4 (87.3)

Use this cross-reference tool to meet your installation needs.
Each Resideo circulator replaces both regular and rotated flange models.


AquaPUMP

RESIDEO			GRUNDFOS		TACO		BELL & GOSSETT	ARMSTRONG	WILO	
Model	Pump Length	Speed	Single Speed	3-Speed	Single Speed	3-Speed			Single Speed	3-Speed
PC3F1558IUF00	6.5"	High	UP-42F-FC	UPS15-58 High UPS15-58-FC High	005F, 007F, 008F, 008F- IFC	00R High 00R Med	NRF-22 LR-20WR	Astro 30, Astro 30-3, Astro 50-3, Astro 230C1	Star 16	Star S16 High
PC3F1558IUF00	6.5"	Medium	UP15-42FC	UPS15-58 Low UPS15-58-FC Low	005F- IFC, 006F, 006F- IFC 007F- IFC	00R Low	NRF9F/LW NRF-25 Med			Star S16 Med
PC3F1558IUF00	6.5"	Low	UP15-18F, UP15-18F-FC							Star 5 S16 Low
PC3F2699IUF00	6.5"	High	UP26-96F, UP26-96F-FC UP26-116F, UP26-116F-FC	UPS26-99 High UPS26-99-FC High	0011F, 0011F-IFC 0013F 0013F-IFC		NRF-36 Med NRF-45 Med H-41	E7, Astro 50, Astro 50-3		S21 High
PC3F2699IUF00	6.5"	Medium	UP26-64F, UP26-99FC	UPS26-99 Low UPS26-99-FC Low	0014F, 0014F- FC		Series 100			S21 Med
PC3F2699IUF00	6.5"	Low					NRF-33			Star S21 Low
PC3F4344IUF00	8.5"	High	UP43-44F, UP43-44F-FC	UPS43-44 High UPS43-44-FC High			HV, H-32	E16		
PC3F4344IUF00	8.5"	Medium		UPS43-44 Med US43-44-FC Med	0010F, 0012F- FC	0010 Med	NRF-33	H32		
PC3F4344IUF00	8.5"	Low		UPS43-44 Low UPS43-44-FC Low	0010F-IFC	0010 Low				



RELAYS/CONTACTORS/TRANSFORMERS

Resideo offers a complete range of relays, contactors and transformers for all your residential and commercial HVAC applications. All Resideo products are designed to exceed safety and industry life cycle standards. In order to meet these criteria, a statistically significant sample of Resideo products are tested to failure and to our stringent qualification requirements. This testing methodology enables Resideo to verify that these products will exceed industry standards.



RELAYS

Resideo's switching relays are available in multiple configurations for various applications. For whatever you need – general purpose relays or electric heat relays – Resideo has you covered.

- **General Purpose and Heavy-Duty Switching Relays** – R4222, R8222, R4228 and R8228 for use in refrigeration and air-conditioning equipment, appliances and vending machines
- **Fully Enclosed Line and Low-Voltage Fan Relays** – R4225 and R8225 for control of line voltage fan motors and auxiliary circuits.

Relays

Input Voltage/ Coil Voltage	Switching	Product Number	Full Load Amp Rating	Frequency	Dimensions (in.)	Electrical Connections (main)	Special Features
24 Vac	DPST N.O.	R8228D1018	5.5	A	1-7/8 x 2-5/32 x 2-3/8	Q	
24 Vac	DPDT (1 P & 1 P Duty)	R8222V1003	12	A	1-7/8 x 2-5/32 x 2-3/8	Q	
24 Vac	DPDT – Pilot Duty	R8222N1011	12	A	1-7/8 x 2-5/32 x 2-3/8	Q	Pilot duty
24 Vac	DPDT	R8222D1014	12	A	1-7/8 x 2-5/32 x 2-3/8	Q	
24 Vac	SPDT	R8222B1067	12	A	1-7/8 x 2-5/32 x 2-3/8	Q	
120 Vac	DPDT – Pilot Duty	R4222N1002	12	A	1-7/8 x 2-5/32 x 2-3/8	Q	
120 Vac	DPDT	R4222D1013	12	A	1-7/8 x 2-5/32 x 2-3/8	Q	
120 Vac	SPDT	R4222B1082	12	A	1-7/8 x 2-5/32 x 2-3/8	Q	
208/240 Vac	DPDT	R4222D1021	12	A	1-7/8 x 2-5/32 x 2-3/8	Q	
24 Vac	SPDT	R8225A1017	14	B	2-11/16 x 2-1/2 x 3-7/16	L	
24 Vac	DPST N.O.	R8225D1003	14	B	2-11/16 x 2-1/2 x 3-7/16	L	
24 Vac	SPDT	R8228B1012	18	A	1-7/8 x 2-5/32 x 2-3/8	Q	

Electric Heat Relays

24 Vac	DPST	R8229A1005	7	B	2-3/16 x 2-3/32 x 2-1/4	CHS	
24 Vac	DPST	R8229A1021	7	B	2-3/16 x 2-3/32 x 2-1/4	CHS	Extra mounting hardware

Electric Heat Contactor

24 Vac	DPST	R8246A1038	30		2-3/16 x 2-1/4 x 3-5/16	Q, S	
--------	------	------------	----	--	-------------------------	------	--

Frequency: A – 60 Hz/50 Hz; B – 60 Hz, C – 50 Hz

Approvals: UL, CSA

Temp Rating: -20° F to +150° F; 115° F max for R8225

Connectors: CHS – Combination Head Screw; L – Leadwires; Q – Quick Connect; T – Terminals

SPST: Single Pole Single Throw


DPST: Double Pole Single Throw

DPDT: Double Pole Double Throw

SPDT: Single Pole Double Throw

TRANSFORMERS

Resideo offers NEMA – standard DC20-1992 and general purpose transformers. These transformers are available with single or multiple input voltages and with foot, conduit and plate mounting options. Transformers with circuit breakers that can be manually reset by pressing a button are also available. Resideo also designs transformers for specific environmental requirements and with specialized termination options.



Universal Transformers

Electrical Ratings (VA)	Electrical Ratings (Input Voltage)	Product Number	NEMA Rated	Mounting	Main Connections	Secondary Connections	Frequency	Dimensions (in.) H x W x D	Notes
40 VA	208/240 Vac	AT72D1733	Yes	M	L	S	A	3-7/32 x 2-7/32 x 3-1/16	Only in Canada
50 VA	120/208/240 Vac	AT87A1106	Yes	M	L	S	A	2-15/16 x 2-7/32 x 2-1/4	Built-in protection; Primary winding burnout
20 VA	120/208/240 Vac	AT120A1004	No	M	L	S	B	2-7/8 x 1-7/8 x 2-15/16	Metal end bells
40 VA	120/208/240 Vac	AT140A1018	No	M		S	B	3-3/16 x 2-3/8 x 3-1/8	Metal end bells
75 VA	120/208/240 Vac	AT175A1008	No	M	L	S	B	3-3/16 x 2-3/8 x 3-5/8	Metal end bells

Transformers

Electrical Ratings (VA)	Electrical Ratings (Input Voltage)	Product Number	NEMA Rated	Mounting	Main Connections	Secondary Connections	Frequency	Dimensions (in.) H x W x D	Notes
19 VA	120 Vac	AT20A1123	Yes	F	L	L	A	2 x 2-1/4 x 1-7/8	
40 VA	120 Vac	AT72D1006	Yes	P	L	S	A	3-7/32 x 2-7/32 x (1-1/16 into x 2 in. above plate)	
40 VA	120 Vac	AT72D1089	Yes	F	L	S	A	3-7/32 x 2-7/32 x 3-1/16	
40 VA	120 Vac	AT72D1188	Yes	P	L	L	A	3-7/32 x 2-7/32 x 2-15/16	
40 VA	120 Vac	AT72D1683	Yes	M	L	S	A	3-7/32 x 2-7/32 x 3-1/16	
40 VA	120 Vac	AT72D1956	Yes	M	L	L	A	3-7/32 x 2-7/32 x 3-1/16	Only in Canada
40 VA	208/240 Vac	AT72D1691	Yes	M	L	S	A	3-7/32 x 2-7/32 x 3-1/16	
48 VA	277 Vac	AT87A1189	Yes	F	L	L	A	2-15/16 x 2-7/32 x 2-1/4	Energy limiting overload protection
48 VA	480 Vac	AT87A1155	Yes	F	L	L	A	2-15/16 x 2-7/32 x 2-1/4	
20 VA	120 Vac	AT120B1028	No	F	L	L	B	1-11/16 x 3-3/16 x 1-3/4	Metal end bells
40 VA	120 Vac	AT140A1000	No	M	L	S	B	3-3/16 x 2-3/8 x 3-1/8	Metal end bells
40 VA	120 Vac	AT140B1206	No	F	L	L	B	1-11/16 x 3-1/2 x 1-3/4	Plastic end caps
40 VA	120/208/240 Vac	AT140B1214	No	F	L	L	B	1-11/16 x 3-1/2 x 1-3/4	
50 VA	120/208/240 Vac	AT150A1007	No	M	L	S	B	1-11/16 x 3-3/16 x 1-3/4	Metal end bells
50 VA	120/208/240 Vac	AT150F1022	No	M	L	L	B	3-3/16 x 2-3/16 x 3-5/8	Button for resetting circuit breaker & metal end bells
50 VA	208/277/480 Vac	AT150F1030	No	M	L	L	B	3-3/16 x 2-3/16 x 3-5/8	
50 VA	277 Vac	AT150B1252	No	F	L, Q	L, Q	A	1-11/16 x 3-1/2 x 1-3/4	Plastic end caps
75 VA	120/208/240 Vac	AT175F1023	No	M	L	L	B	3-3/16 x 2-3/16 x 3-15/16	Button for resetting circuit breaker & metal end bells
75 VA	208/277/480 Vac	AT175F1031	No	M	L	L	B	3-3/16 x 2-3/16 x 3-15/16	
75 VA	120 Vac	AT88A1005	No	F	L	L	A	2-15/16 x 2-3/16 x 3-5/16	Internally fused secondary for overload protection
75 VA	480 Vac	AT88A1047	No	F	L	L	A	2-15/16 x 2-3/16 x 3-5/16	

Frequency: A – 60 Hz/50 Hz; B – 60 Hz;

Mounting: C – Conduit ; F – Foot; P – Plate; M – Foot, Conduit, Plate (F models do not come with plate options)

Connections: L – Leadwires (9 in. to 13 in.); Q – Quick Connects; S – Screw Terminals


Approval: UL, CSA

RELAYS/CONTACTORS/TRANSFORMERS

CONTACTORS

Resideo offers definite-purpose contactors for heating, cooling and refrigeration applications.

- Replace most competitive models
- Compact size for easier installation
- Meet ARI 780 and UL/CSA/CUR standards.
- Box lugs for easier installation (Deluxe PowerPRO)
- Sealed coils extends life (Deluxe PowerPRO)
- Baked finish for added durability



Economy Contactors

CROSS REFERENCE INFORMATION

Poles	Contact Ratings AFL @ 240, 277, 480, 600 (Vac)	Input Voltage/Coil Voltage	Product Number	Dimensions (in.) H x W x D	Main Connections	Coil Connections	Contact Ratings (Resistive @ 240, 277, 480, 600 Vac)	Resideo	Cutler Hammer	Furnas	Mars
1 with shunt	30	24 Vac	DP1030A1001	2-7/32 x 2-1/2 x 3-5/16	Screw Terminal	Q	48 A	DP1030A1000	C25CNB130T	45EG10AJA	91320, 17311
2	30	24 Vac	DP2030A1004	3-1/4 x 3-5/8 x 3-7/8	Screw Terminal	Q	48 A	DP2030A1003	C25BNB230T	45EG20AJ	61354, 17321
2	30	120 Vac	DP2030B1003	2-7/32 x 3-5/16 x 2-5/32	Screw Terminal	Q	40 A	DP2030B1002	C25BNB230A	45EG20AF	61346, 17322
2	30	208/240 Vac	DP2030C1002	2-7/32 x 2-1/2 x 3-5/16	Screw Terminal	Q	40 A	DP2030C1001	C25BNB230B	45EG20AG	61347, 17323
2	40	24 Vac	DP2040A1003	2-3/8 x 3-5/16 x 2	Screw Terminal	Q	50 A	DP2040A1002	C25BNB240T	45GG20AJ	61355, 17421
2	40	120 Vac	DP2040B1002	2-3/8 x 3-5/16 x 2	Screw Terminal	Q	50 A	DP2040B1001	C25BNB240A	45GG20AF	61356, 17422
2	40	208/240 Vac	DP2040C1001	2-3/8 x 3-5/16 x 2	Screw Terminal	Q	50 A	DP2040C1000	C25BNB240B	45GG20AG	61357, 17423

PowerPro Contactors – ARI 780/790 Rated

CROSS REFERENCE INFORMATION

Poles	Contact Ratings AFL @ 240, 277, 480, 600 (Vac)	Input Voltage/Coil Voltage	Product Number	Dimensions (in.) H x W x D	Main Con- nec- tions	Coil Con- nec- tions	Contact Ratings (Resistive @ 240, 277, 480, 600 Vac)	Resideo	Cutler Hammer	Furnas	Mars
1 with shunt	25	24 Vac	DP1025A5006	2-7/32 x 2-1/2 x 3-5/16	Box Lug	Q	30 A	DP1025A5005	Not Available	45DG10AJA	61315
1	30	24 Vac	DP1030A5014	2-7/32 x 2-1/2 x 3-5/16	Box Lug	Q	48 A	DP1030A5013	Not Available	45EG10AJA	13101, 61320, 61720
1	40	24 Vac	DP1040A5005	2-23/64 x 2-1/2 x 3-5/16	Box Lug	Q	50 A	DP1040A5004	Not Available	45GG10AJA	61330
2	20	24 Vac	DP2020A5022	2-7/32 x 2-1/2 x 3-5/16	Box Lug	Q	30 A	DP2020A5021	Not Available	45CG20AJ	61310
2	20	120 Vac	DP2020B5039	2-7/32 x 2-1/2 x 3-5/16	Box Lug	Q	30 A	DP2020B5038	Not Available	45CG20AF	61336, 14122
2	30	24 Vac	DP2030A5013	3-1/4 x 2-5/8 x 3-3/4	Box Lug	Q	48 A	DP2030A5012			60510
2	30	120 Vac	DP2030B5004	2-7/32 x 3-5/16 x 2-5/32	Box Lug	Q	48 A	DP2030B5003	C25DND230A	45EG20AF	61346, 13105,
2	30	208/240 Vac	DP2030C5003	2-7/32 x 2-1/2 x 3-5/16	Box Lug	Q	48 A	DP2030C5002	C25DND230B	45EG20AG	61347, 13106, 60512, 60032
2	30	208/240 Vac	DP2030C5011	2-7/32 x 2-1/2 x 3-5/16	Box Lug	Q	48 A	DP2030C5010	Not Available	Not Available	60512 91323
2	30	277 Vac	DP2030D5002	2-7/32 x 2-1/2 x 3-5/16	Box Lug	Q	48 A	DP2030D5001	Not Available	Not Available	60153
3	40	24 Vac	DP2040A5004	2-23/64 x 3-3/16 x 1-15/16	Box Lug	Q	50 A	DP2040A5003	C25DNF240T	45GG20AJ	13107, 91421, 61355, 61755, 60525
3	40	120 Vac	DP2040B5003	2-23/64 x 3-3/16 x 1-15/16	Box Lug	Q	50 A	DP2040B5002	C25DNF240A	45GG20AF	13108, 91422, 61356, 61756
3	40	208/240 Vac	DP2040C5002	2-23/64 x 3-3/16 x 1-15/16	Box Lug	Q	50 A	DP2040C5001	C25DNF240B	45GG20AG	13109, 91423, 61357, 61757, 60527, 14423
3	30	24 Vac	DP3030A5004	3-7/64 x 3-5/8 x 2-13/32	Box Lug	Q, S	40 A	DP3030A5003	C25DND330T	42BF35AJ	61430, 13113, 60515, 13007, 91331
3	30	120 Vac	DP3030B5003	3-7/64 x 3-5/8 x 2-13/32	Box Lug	Q, S	40 A	DP3030B5002	C25DND330A	42BF35AF	61431, 13114, 91332
3	30	208/240 Vac	DP3030C5002	3-7/64 x 3-5/8 x 2-13/32	Box Lug	Q, S	40 A	DP3030C5001	C25DND330B	42BF35AG	61432, 13115, 91333, 60517, 13009
3	40	24 Vac	DP3040A5003	3-7/64 x 3-5/8 x 2-13/32	Box Lug	Q, S	50 A	DP3040A5002	C25DNF340T	42CF35AJ	60530, 61445, 13013, 91431
3	40	120 Vac	DP3040B5002	3-7/64 x 3-5/8 x 2-13/32	Box Lug	Q, S	50 A	DP3040B5001	C25DNF340A	42CF35AF	61446
3	40	208/240 Vac	DP3040C5001	3-7/64 x 3-5/8 x 2-13/32	Box Lug	Q, S	50 A	DP3040C5000	C25DNF340B	42CF35AG	60532, 60182, 61447, 13015, 91433
3	50	24 Vac	DP3050A5002	3-7/64 x 3-5/8 x 2-13/32	Box Lug	Q, S	63 A	DP3050A5001	C25DNJ350T	42DF35AJ	61460, 13619, 91531
3	50	120 Vac	DP3050B5001	3-7/64 x 3-5/8 x 2-13/32	Box Lug	Q, S	63 A	DP3050B5000	C25DNJ350A	42DF35AF	61461
3	50	208/240 Vac	DP3050C5010	3-7/64 x 3-5/8 x 2-13/32	Box Lug	Q, S	63 A	DP3050C5009	C25DNJ350B	42DF35AG	60217, 60202, 61462, 13621, 91533
3	60	24 Vac	DP3060A5001	3-7/64 x 3-5/8 x 2-13/32	Box Lug	Q, S	75 A	DP3060A5000	C25FNF360T	42EF35AJ	61470 13625 91631
3	60	120 Vac	DP3060B5010	3-7/64 x 3-5/8 x 2-13/32	Box Lug	Q, S	75 A	DP3060B5009	C25FNF360A	42EF35AF	61471
3	60	208/240 Vac	DP3060C5009	3-7/64 x 3-5/8 x 2-13/32	Box Lug	Q, S	75 A	DP3060C5008	C25FNF360B	42EF35AG	60227, 60207, 61472, 13627, 91633
3	75	120 Vac	DP3075B5016	4-7/16 x 5 x 3-3/4	Box Lug	Q, S	95 A	DP3075B5015	C25FNF375A	42FE35AF	60237, 61476
3	75	208/240 Vac	DP3075C5015	4-7/16 x 5 x 3-3/4	Box Lug	Q, S	95 A	DP3075C5014	C25FNF375B	42FE35AG	60245, 61477, 13242, 91733
3	90	120 Vac	DP3090B5007	4-7/16 x 5 x 3-3/4	Box Lug	Q, S	120 A	DP3090B5006	C25GNF390A	42GE35AF	61491
4	40	24 Vac	DP4040A5002	2-5/8 x 3-3/4 x 3-7/64	Box Lug	Q, S	50 A	DP4040A5001	C25ENF440T	42CF25AJ	61450, 13016
4	40	120 Vac	DP4040B5001	2-5/8 x 3-3/4 x 3-7/64	Box Lug	Q, S	50 A	DP4040B5000	C25ENF440A	42CF25AF	61451
4	40	208/240 Vac	DP4040C5010	2-5/8 x 3-3/4 x 3-7/64	Box Lug	Q, S	50 A	DP4040C5009	C25ENF440B	42CF25AG	61452

Connectors: BHS – Binding Head Screw; Q – Quick Connect; SS – Sems Screw; CHS – #10-32 Combination Head Screw; S – #6 Screw; TCS – Terminal Clamp Screw; LC – Lug Connector

Temp Rating: - ° F to 1 ° F


Approvals: UL, CSA

ARI - 780: 500,000 cycle mechanical life; 200,000 cycle electrical life; 10,000 cycle recycle life

RELAYS/CONTACTORS/TRANSFORMERS

FAN CENTERS

For fan centers (relay and transformer combination), R8285 and R8239 NEMA rated units offer low-voltage control of line-voltage fan motors and auxiliary circuits in heating, cooling or air-conditioning systems.



Fan Center

Electrical Ratings (VA)	Electrical Ratings (Input Voltage)	Switching	Product Number	NEMA Rated	Dimensions (in.) H x W x D	Main Connections	Secondary Connections	Frequency
40 VA	120 Vac	DPDT	R8239B1043	Yes	4-1/2 x 4-3/16 x 3-3/32	L	L	A
40 VA	120 Vac	DPST	R8239D1007		4-1/2 x 4-3/16 x 3-3/32	L	L	A
40 VA	120 Vac	SPDT	R8239A1052		4-1/2 x 4-3/16 x 3-3/32	L	L	A
50 VA	120/208/240 Vac	DPDT	R8239B1076		4-1/2 x 4-3/16 x 3-3/32	L	L	A
40 VA	120 Vac	SPDT	R8285A1048	No	4-3/16 x 4-1/2 x 2-13/16	L	L	A
40 VA	120/208/240 Vac	DPDT	R8285B1053		4-3/16 x 4-1/2 x 2-13/16	L	L	A
50 VA	120 Vac	DPST	R8285D5001		4-3/16 x 4-1/2 x 2-13/16	L	L	A

Frequency: A – 60 Hz/50 Hz; B – 60 Hz
 Approvals: UL, CSA
 Temp Rating: -20° F to +105° F
 Connectors: L – Leadwires
 Mounting: Standard 4 x 4 in. junction box

SPST: Single Pole Single Throw
 DPST: Double Pole Single Throw
 DPDT: Double Pole Double Throw
 SPDT: Single Pole Double Throw

DIGITAL PARTS FINDER

HOW TO BOOKMARK PARTS FINDER ON YOUR MOBILE DEVICE

Apple® Devices

1 Enter partsfinder.resideo.com

2 Click Share

3 Select "Add to Home Screen"

4 Select "Add"

5 The Digital Parts Finder icon appears on your home screen for easy, 1-tap access

Android™ Devices

1 Enter partsfinder.resideo.com

2 Select Menu icon

3 Select "Add to Home Screen"

4 Select "Add"

5 The Digital Parts Finder icon appears on your home screen for easy, 1-tap access

partsfinder.resideo.com

Questions?
Contact Customer Care at 1-800-328-5111

Apple®, the Apple logo®, iPhone®, iPad®, and iPod touch® are trademarks of Apple Inc., registered in the U.S. and other countries. Android is a trademark of Google LLC.

resideo

Resideo Technologies, Inc.

16100 N 71st Street, Suite 550
Scottsdale, Arizona 85254
Office: 480.573.5340

For more information
resideo.com/pro

63-9575 | AR | 11/23
© 2023 Resideo Technologies, Inc.
All rights reserved