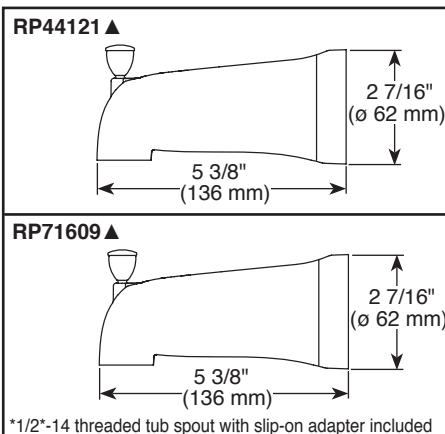
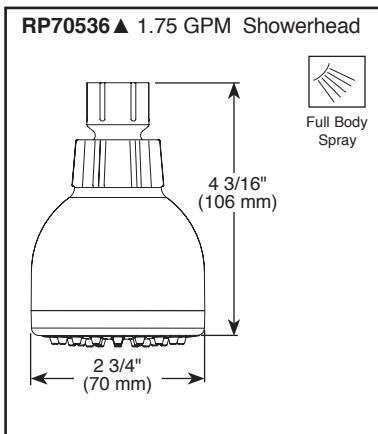
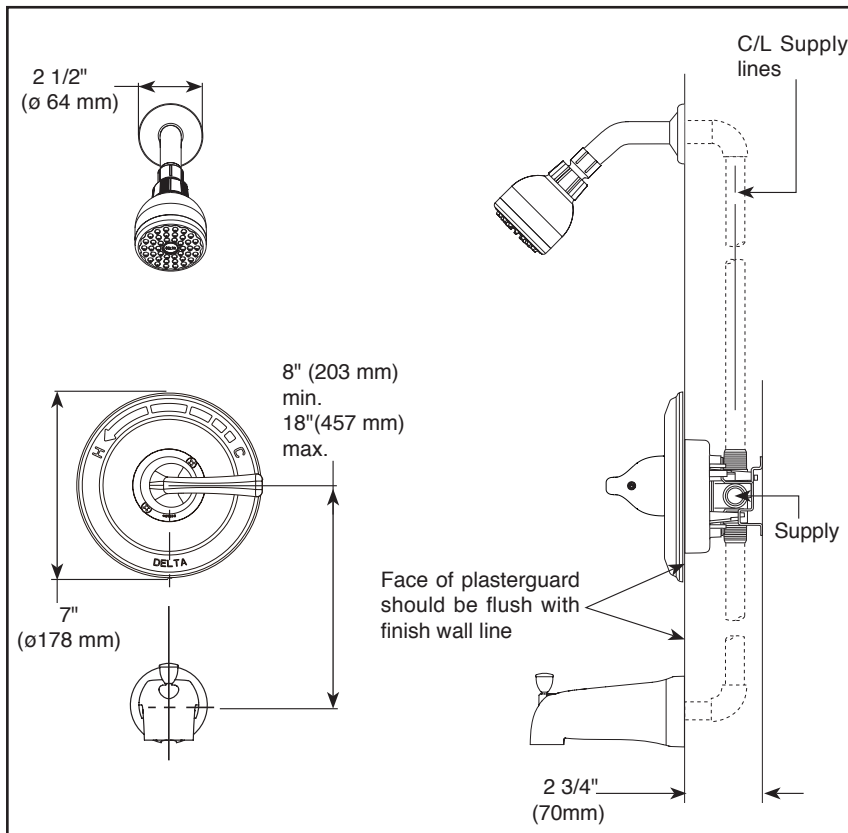


Submitted Model No.: \_\_\_\_\_

Specific Features: \_\_\_\_\_



#### ▲ Designate proper finish suffix

Delta reserves the right (1) to make changes in specifications and materials, and (2) to change or discontinue models, both without notice or obligation. Dimensions are for reference only. See current full-line price book or [www.deltafaucet.com](http://www.deltafaucet.com) for finish options and product availability.

DSP-B-B112900C Rev. A



see what Delta can do™

## TUB AND SHOWER FAUCET

- Foundation® Collection
- Shower Only (B112900C & B112920 Series)
- Tub/Shower (B114900C & B114920 Series)

### FEATURES:

- Monitor® 14 Series pressure balanced bath single handle mixing valve trim
- Touch-Clean® Nozzles

### STANDARD SPECIFICATIONS:

- Maintains a balanced pressure of hot and cold water even when a valve is turned on or off elsewhere in the system.
- For use with MultiChoice® Universal rough valve body. (R10000 Series).
- Back-to-back installation capability.
- Solid brass forged body.
- Temperature only controlled with handle.
- Field adjustable to limit handle rotation into hot water zone.
- 120° maximum handle rotation.
- All parts replaceable from the front of the valve.
- Shower head maximum flow rate 1.75 gpm @ 80 psi, 6.6 L/min @ 550 kPa.
- H/C etched temperature indicators on escutcheon.
- Pull-up tub spout. Spout connection via 1/2" NPT iron pipe thread, 1/2" copper tube soldering connection, or slip-on connection with included set screw.

### WARRANTY

- Parts and Finish - Lifetime limited warranty; or for commercial purchasers, 10 years for multi-family residential (apartments and condominiums) and 5 years for all other commercial uses, in each case from the date of purchase.
- Electronic Parts and Batteries (if applicable) - 5 years from the date of purchase; or for commercial purchasers, 1 year from the date of purchase. No warranty is provided on batteries.



### COMPLIES WITH

- ASME A112.18.1 / CSA B125.1
- ASSE 1016
- Indicates compliance to ICC/ANSI A117.1 - Valve control only
- EPA WaterSense®

### Delta Faucet Company

55 E. 111th Street, Indianapolis, IN 46280  
350 South Edgeware Road, St. Thomas, ON N5P 4L1  
© 2019 Delta Faucet Company